

How can we help you and your child learn and it be engaging but also manageable?

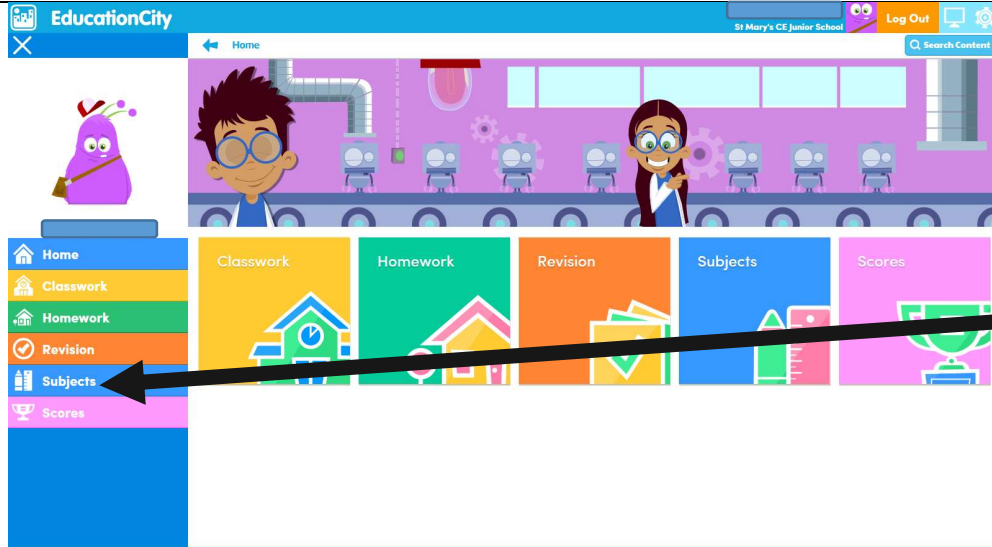
Using the Education city website, we think that your child will be able to have a little practice at a skill or new idea, then be able to use the activity sheets that we have already downloaded and put together in one pack for the whole week which includes a reading, writing, maths and science opportunity for each day. We can also download the answer sheets and have put these together as a pack.

ADAPT THIS TO FIT INTO YOUR CIRCUMSTANCES.

HELP! My child has not got a log on - All year 5 children got a home user pass before we had to close school – email us if your child can't find it and we can send it out.

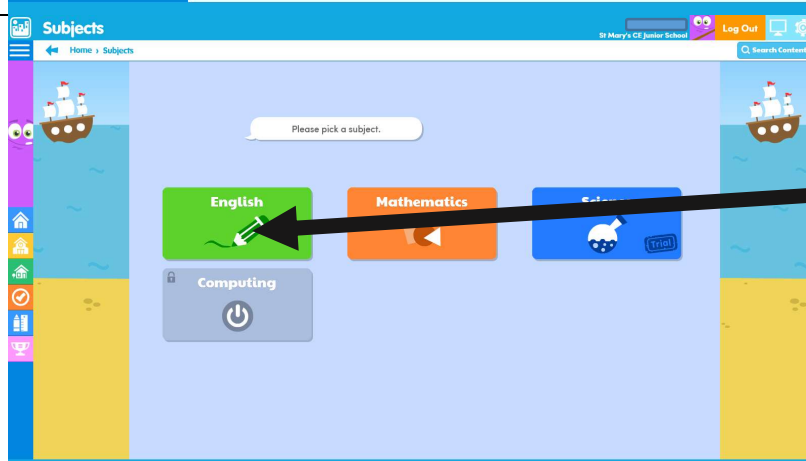
In addition to this, each week we have also included some other learning opportunities that some of your children may want to do. Whatever is happening for you while you are away, do email us and let us know how things are going, we'd really appreciate some feedback if you get the chance.

AND REMEMBER AS WE SAID IN OUR UPDATE (26.3.20) "WHILST CONTINUING WITH LEARNING IS IMPORTANT, WE WOULD ASK THAT YOU DO NOT PUT YOURSELF UNDER UNDUE PRESSURE."



Once logged into Education city, it looks like this.

Click here "subjects"



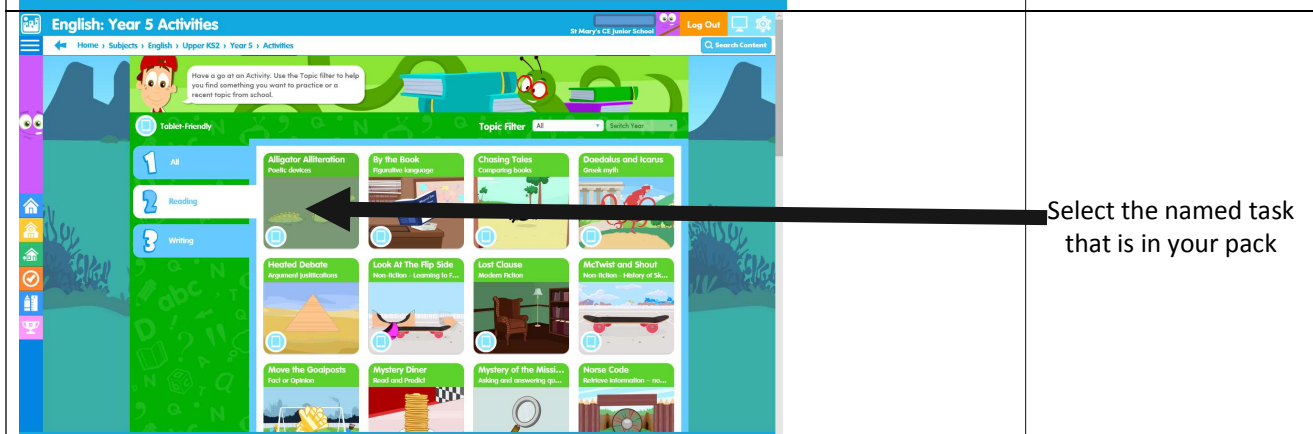
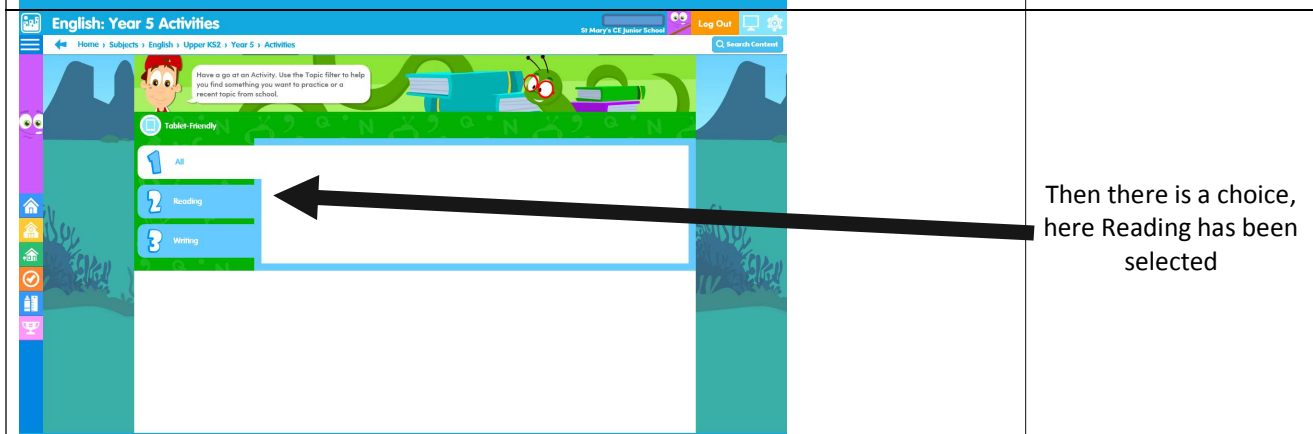
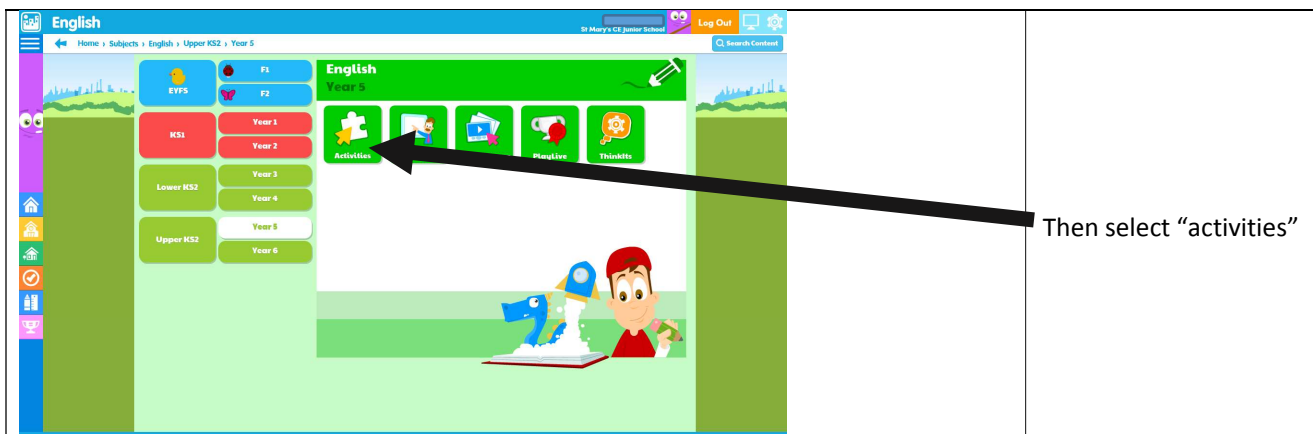
Select the subject...

English has been selected for this example



Then select the year group

Year 5 has been selected for this example



Week 1 overview – Space and the Ancient Greeks themed (ish) plus place value (what’s a number worth)


<u>Day</u>	<u>Subject</u>	<u>Name of Activity</u>	<u>What are we learning?</u>
1	Reading	“Facts about Greece” Read the text today	To read the words aloud and make sure that it makes sense
1	Writing	Alley-Oops	Correct spellings of yr 3/4 high frequency words
1	Maths	Jack in the Box	Counting in different intervals
1	Science (in the Earth & Space section)	Solar Stroller	Identify the position of the planets and Pluto within the Solar System.
2	Reading	“Facts about Greece” Find out the meanings of new words	Underline words that you don’t understand. Use a dictionary to look up and find out what they mean.
2	Writing	Ahead of the Game	Using fronted adverbials
2	Maths	Surf’s Up	Understanding place value up to 3 digits
2	Science	Planet Watch – Earth, Sun and Moon (Stig on Moon)	Describe the movement of the Earth, and other planets, relative to the Sun in the solar system
3	Reading	“Facts about Greece” Answer questions about the text	Read the text again. Write three questions you have about the text.
3	Writing	A-Boat Time 1	Homophones
3	Maths	New game	Ordering 3 digit numbers
3	Science	Manu in the Moon	Name and describe the phases of the moon in the lunar cycle.
4	Reading	“Facts about Greece”	Answer questions from this pack – use the answers with an adult to mark your answers.
4	Writing	A-Boat Time 2	Homophones
4	Maths	Sky High	Reading and writing numbers
4	Science	Planet Watch - Earth, Sun and Moon facts (Stig & Alien)	Describe the movement of the Moon relative to the Earth
5	Reading	Friday Free Choice Reading	Enjoy your reading. Can you read out loud to someone? Maybe online or to your pet? Be sure to send in your photos to us!
5	Maths	Mistakes and ladders	Counting in number sequences
5	Science	High Noon	To know about the movement of the sun in the sky and the effect this has on shadows.

The More Open tasks for this week – remember no need to put yourselves under undue pressure

Create a sundial – template in this week's pack



Now using the sellotape, stick the bottom of the gnomon to the base of the sundial.



The gnomon should stand up by itself, but you may need to secure it with some more sellotape at its base.



Find north with the compass - you'll need to slowly turn in a circle until the pointer points north.



Once you find north, place the sundial on a flat surface and line up the arrow on the top of the sundial so it points north. Make sure the sun is shining!

You should now be able to tell the time!

You can make this sundial with different coloured paper or make it stronger by sticking the templates on to card (old flattened cereal box)

Fancy a trip into Space?

At the back of the pack are details about Virgin Galactic and Space travel as tourism! Take a look through the details and see what you think. These resources came from "Picture News" and we thought they fitted rather well with this week.

SHARE with us (email in pictures) of any planet research that you carry out at home or any diaries that are written about a flight on the Virgin Galactic.

Many thanks and best wishes,

The Year 5 team