



Woodwind Instruments

A presentation by Mrs Serena Ludford

These are the instruments that make up the
woodwind family.



This is the teacher that teaches
these instruments in your school.

Mrs Serena Ludford
Hampshire Music Service




An introduction to the teacher

- You can watch me by clicking on this link:
- <https://youtu.be/kEWBYYQp6DI>

THE FLUTE: It is possible to start with a curved head (on the left below) or a 'junior' size instrument to make things easier and lighter weight for a smaller child. Flutes also come in a variety of sizes – the piccolo, the alto flute and the bass flute, but everyone starts learning on the usual size.






How to play
the flute and
what it sounds
like

- Click here for a video:
- <https://youtu.be/3HbxcfArOvU>



THE CLARINET: The clarinet and saxophone are both single reed instruments. You can see the reed on the mouthpiece in this photo. As with the flute, there are other sizes of clarinets – the Eb clarinet is the smallest, and there are also alto clarinets and bass clarinets. Because all the fingerings are the same, everyone starts learning on the Bb clarinet.




How to play
the clarinet
and what it
sounds like

- Here is a link to a video of the clarinet
- <https://youtu.be/LeLcX9jdsk>



THE SAXOPHONE: The saxophone is the most modern of the woodwind instruments. Mr Sax based his design on the clarinet. Most beginners start with the alto saxophone, and there is a smaller sized alto saxophone for those with smaller fingers. There are also 3 other sizes – soprano, tenor and baritone.



How to play
the saxophone
and what it
sounds like


- Here is a link to a video of the saxophone
- <https://youtu.be/ZkG9LnBZba0>

THE BASSOON: This is the lowest of the woodwind family and the only one that uses the bass clef. It is a BIG instrument, but it is possible to start on a smaller sized bassoon designed for smaller hands and arms.



More about the bassoon: The bassoon and the oboe both use double reeds. The bassoon reed is on the right, and the oboe on the left. Both are expensive to buy (over £10) but should last a long time. If you like BIG instruments, have a look at the contrabassoon in this picture.



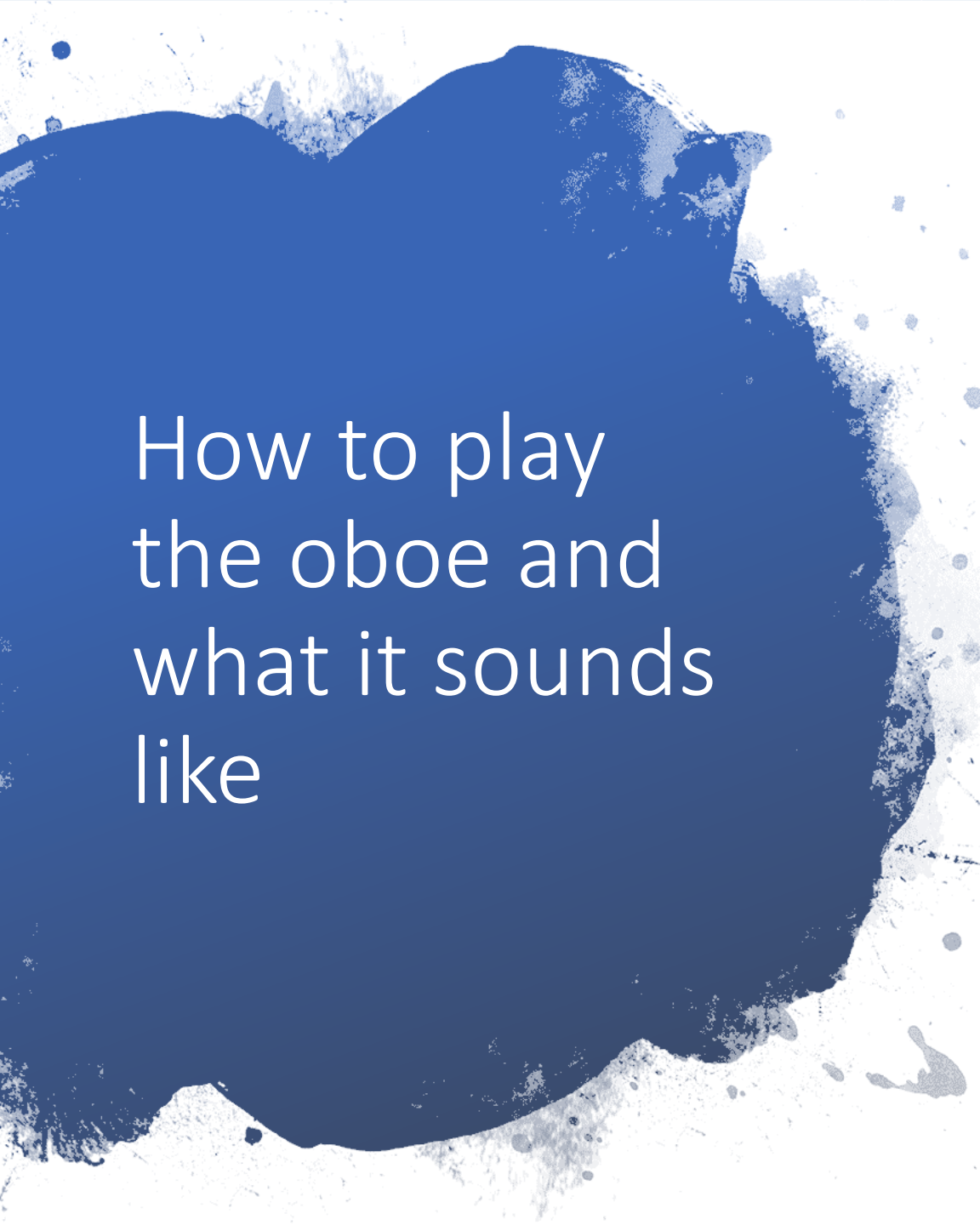


How to play
the bassoon
and what it
sounds like

- Here is a link to a video of the bassoon
- <https://youtu.be/mjADeLEq5uY>



THE OBOE: Last but not least, the oboe. It is a similar size to the clarinet but is thinner, and uses a double reed, as the bassoon does.



How to play the oboe and what it sounds like

- Here is a link to a video of the oboe
- <https://youtu.be/xE021TLyPEQ>

Thank you for
your time. I
hope you have
enjoyed
reading this.



If you want any further information about your child starting to learn a woodwind instrument, please ask Mrs Malone at St Mary's, or send me an email on:



serena.ludford@hms.hants.gov.uk



I look forward to getting to know your child from September.