

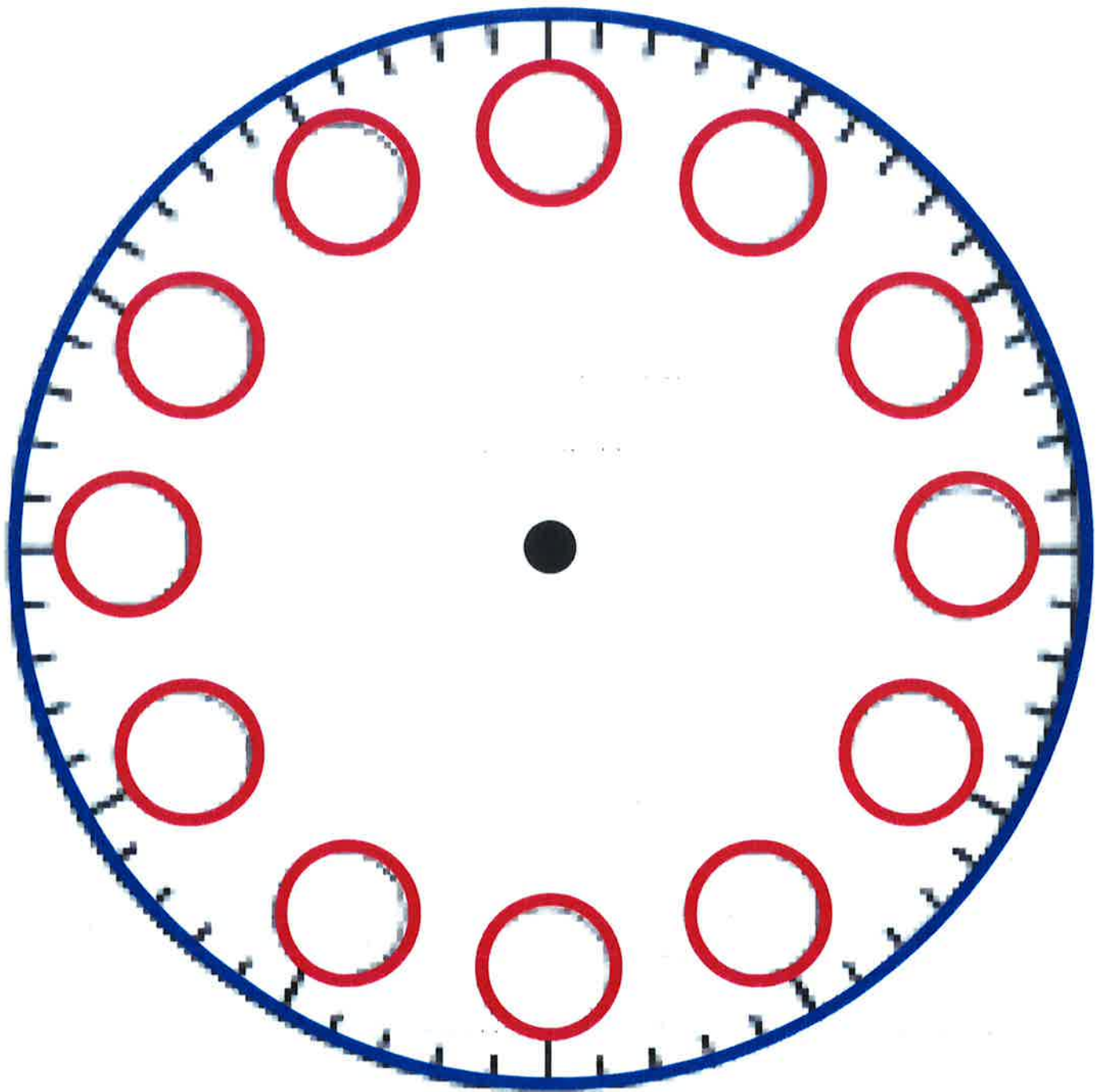


Telling the time

Answers

Telling the time can be very tricky and involved a lot of practise! When teaching it at home, it is important to use real clocks to aid the children's learning. A great exercise to start with is to create your own clock and you can find the template to cut out below:



Once you have created your clock, you can have a go at some of these questions. There are also extra resources to aid telling the time that can be printed and used.

Remember, there are 60 seconds in a minute and 60 minutes in an hour.

- 1) How many seconds are there in 2 minutes?

120

- 2) How many seconds are there in 4 minutes?

240

- 3) How many seconds are there in 10 minutes?

600

- 4) How many minutes are there in 4 hours?

240

- 5) How many days are there in June?

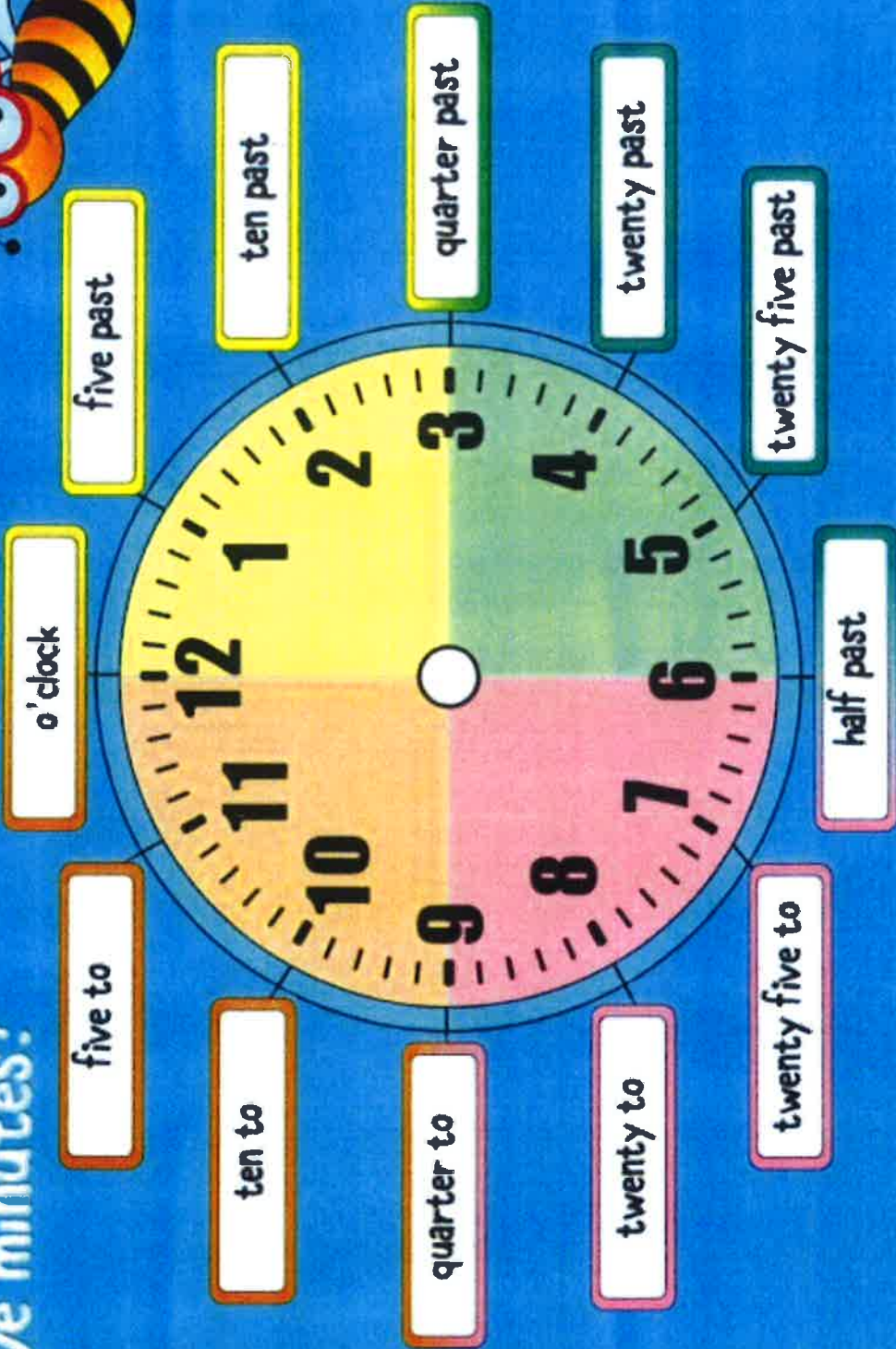
30

- 6) How many days are in the month of your birthday?

31 (mine is October)

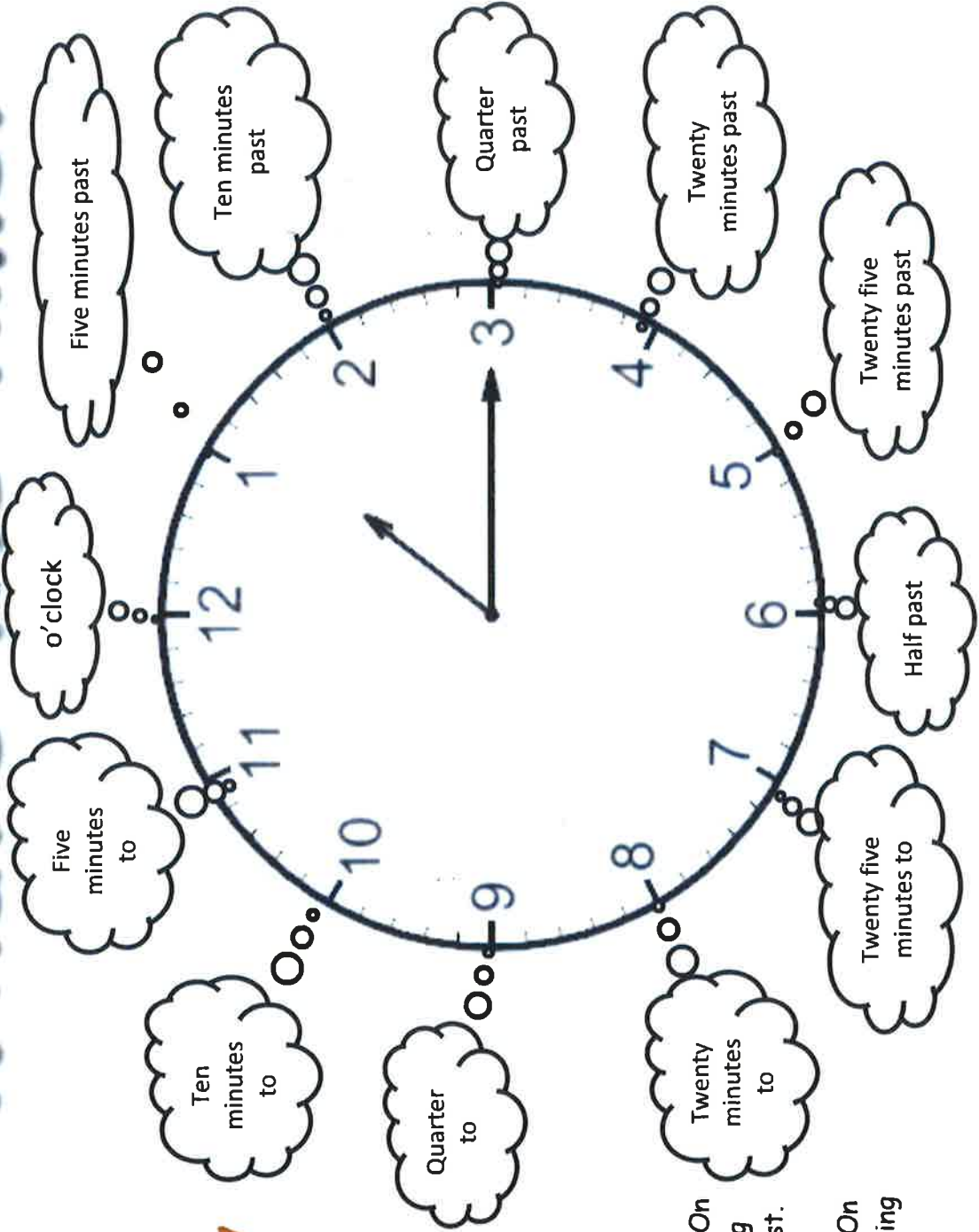
- 7) Try and work out how many days there are until your birthday.

Can you tell the time to the nearest five minutes?





What's the time?



VOCABULARY

- | | |
|-----------|----------|
| analogue | digital |
| A.M. | P.M. |
| midday | midnight |
| noon | morning |
| afternoon | evening |
| day | night |
| minute | second |

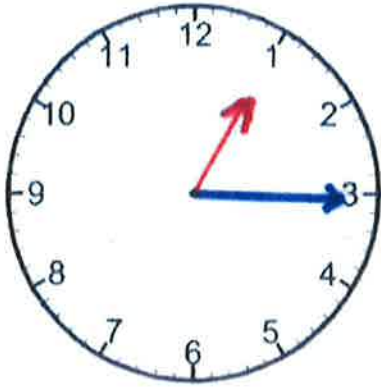
REMEMBER!

The big hand shows the minute. On the clock the big hand is pointing to the number 1. This is said first.

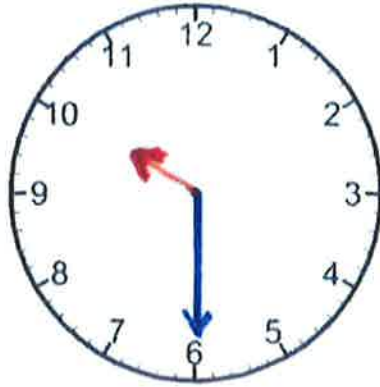
The small hand shows the hour. On the clock the small hand is pointing to the number 9.

Name: _____

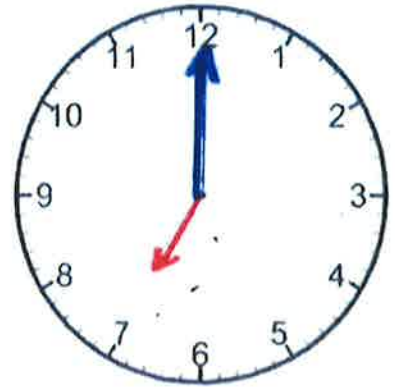
Telling the Time



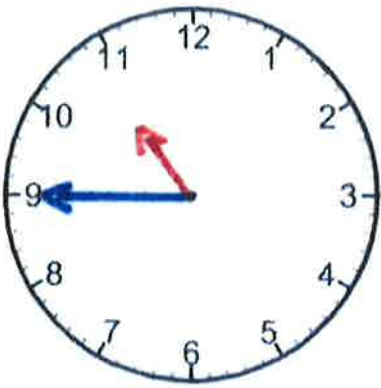
1:15, Quarter Past 1



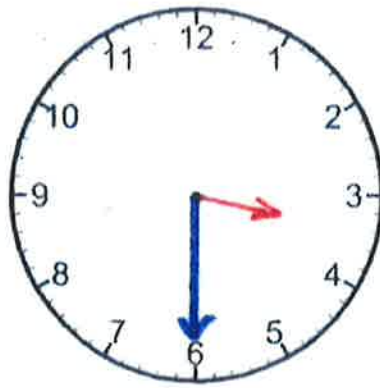
Half Past 10 10:30



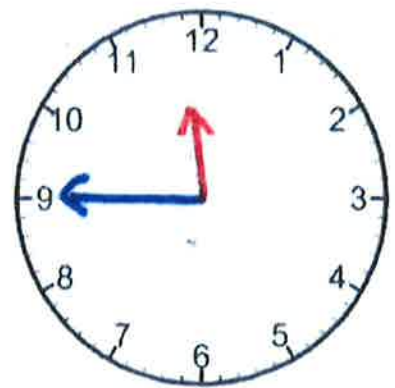
7:00 7 o'clock



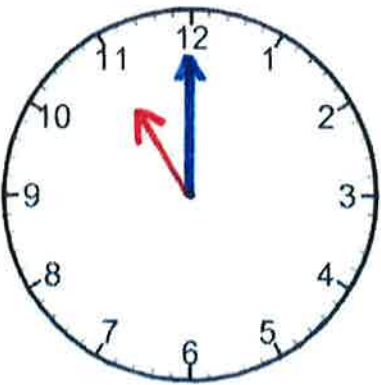
10:45 Quarter to 11



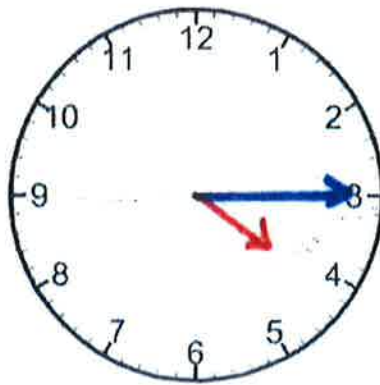
Half Past 3 3:30



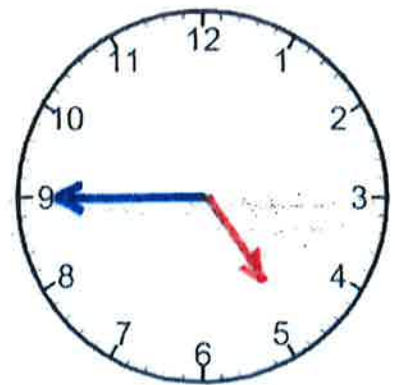
Quarter to 12, 11:45



11 o'clock 11:00



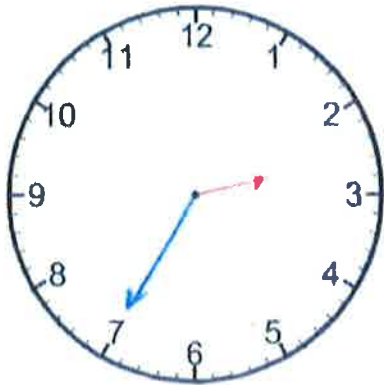
4:15, Quarter Past 4



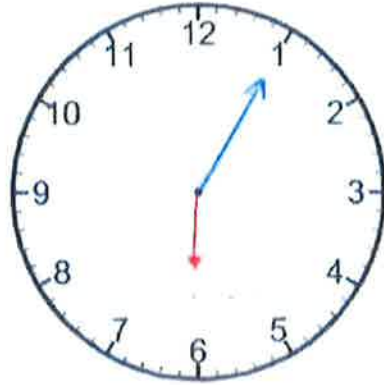
4:45 Quarter to 5

Name: _____

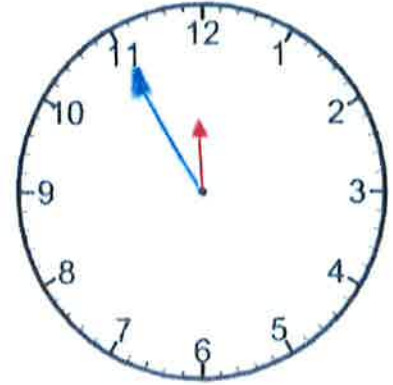
Telling the Time



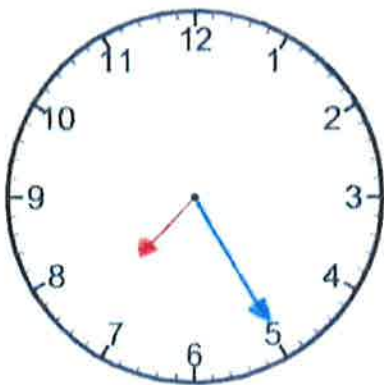
2:35 25 to 3



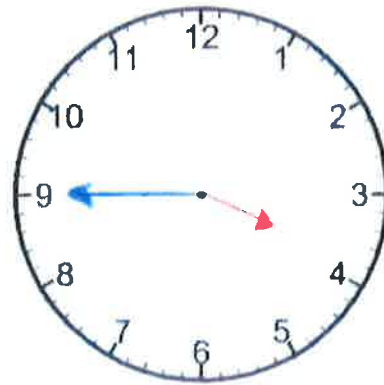
5 Past 6 6:05



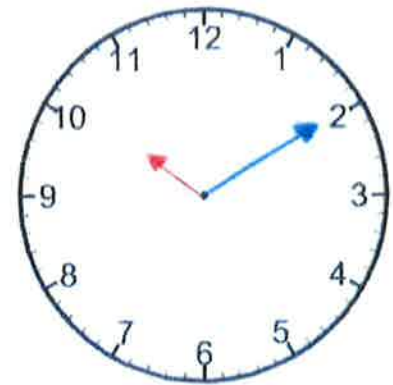
11:55 5 to 12



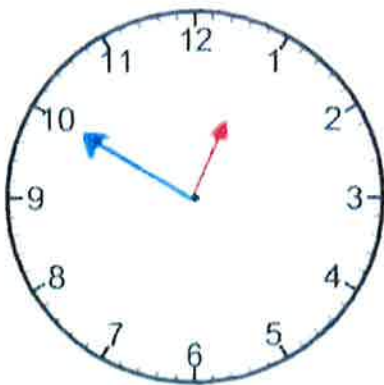
7:25 25 Past 7



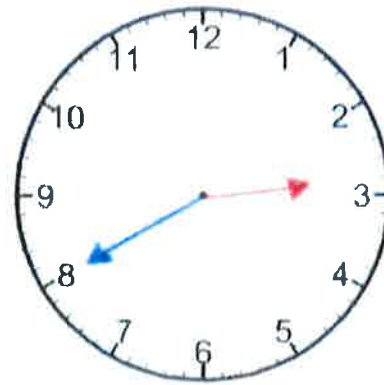
Quarter to 4 3:45



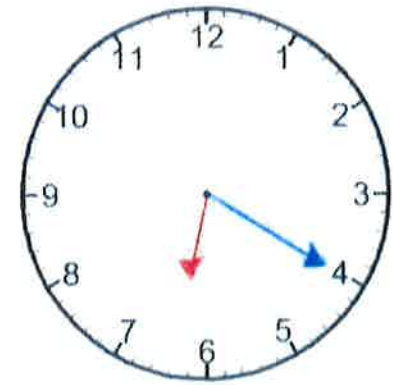
10:10 10 Past 10



10 to 1, 12:50



20 to 3, 2:40



6:20 20 Past 6

Can I read and write analogue time?

Write the analogue time for each clock. Remember the minute hand is shown in blue and the hour hand is shown in red.



1. 9 o'clock



2. 2 o'clock



3. Half Past 3



4. Half Past 7



5. Quarter Past 3



6. Quarter Past 12



7. Quarter to 2



8. Quarter to 4



9. 5 Past 5



10. 25 Past 7



11. 20 to 10



12. 10 to 12

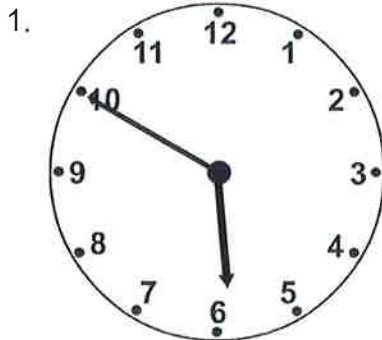


Name: _____

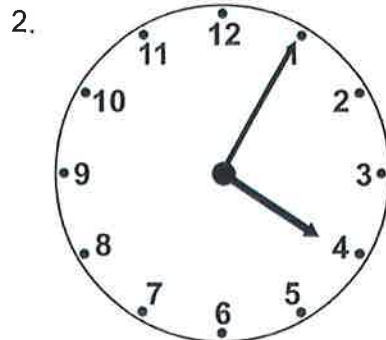
Date: _____

Five Minute Intervals - Read Analogue, Write Words (2)

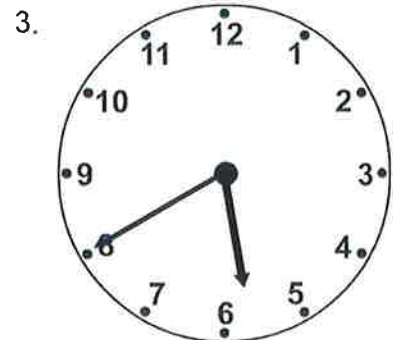
◆ Write the time shown on each clock...



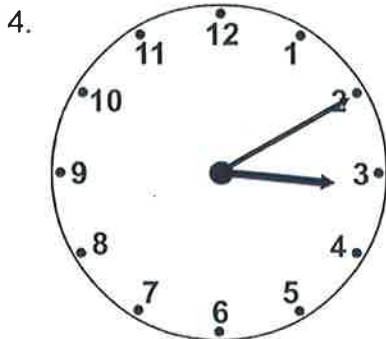
5:50, 10 to 6



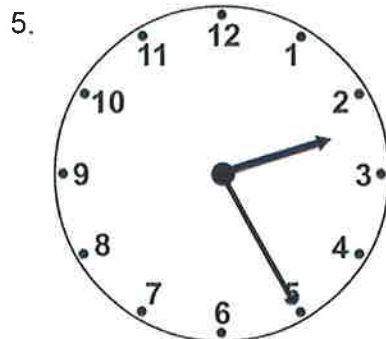
4:05, 5 Past 4



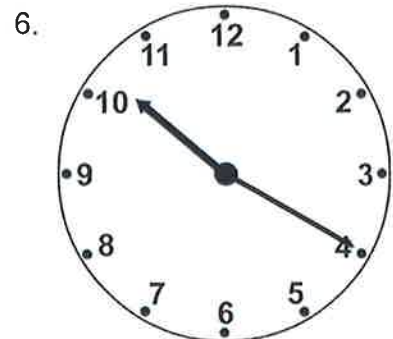
5:40, 20 to 6



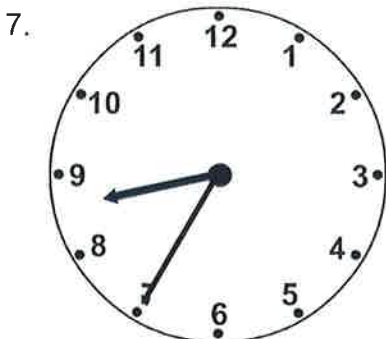
10 past 3 3:10



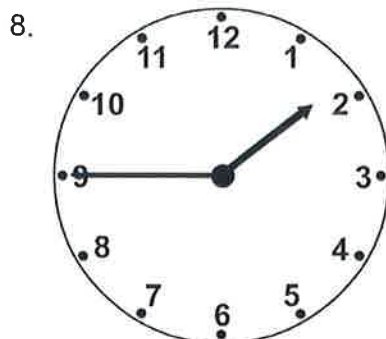
2:25 25 past 2



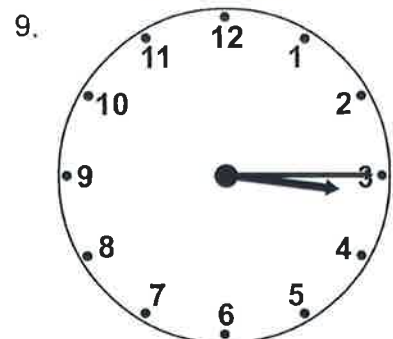
10:20 20 past 10



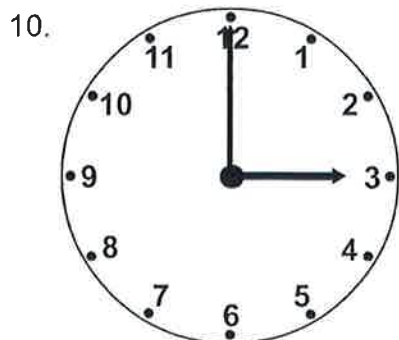
8:35 25 to 9



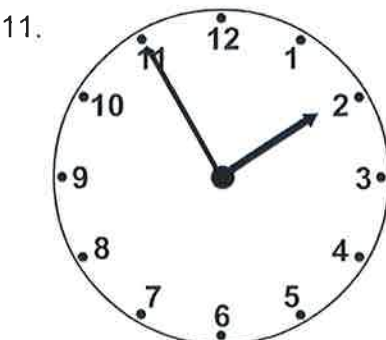
1:45 Quarter to 2



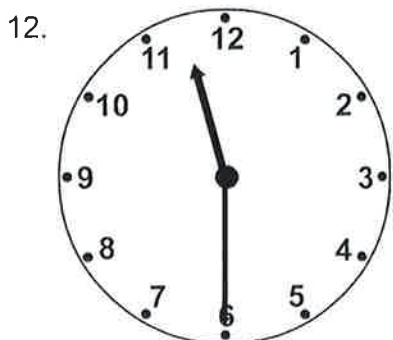
3:15 Quarter past 3



3 0' clock 3:00



1:55 5 to 2



11:30, Half past 11

For year 4/5

Converting Time Worksheet

Time in Words	24 Hour Clock	12 Hour Clock	Analogue
seven o'clock in the evening	19:00	7:00p.m.	
eleven o'clock #	11:00	11:00a.m.	
Quarter past two	14:15	2:15pm	
Twenty past eight	20:20	8:20p.m	
midday	12:00	12:00pm	

4 of year 4/5

12 hour time	24 hour time
12am (midnight)	00:00
1am	01:00
2am	02:00
3am	03:00
4am	04:00
5am	05:00
6am	06:00
7am	07:00
8am	08:00
9am	09:00
10am	10:00
11am	11:00
12pm (noon)	12:00
1pm	13:00
2pm	14:00
3pm	15:00
4pm	16:00
5pm	17:00
6pm	18:00
7pm	19:00
8pm	20:00
9pm	21:00
10pm	22:00
11pm	23:00

For year 4/5

The analogue time is correct but the digital one may be incorrect. Spot my mistake(s).



6.20

5:25



3.55

11:20



2.45

2:40



11.50

11:05

Correct answers



Name: _____

Class: _____

Look at the times on the 12-hour analogue clocks and write their matching time on the 24-hour digital clocks.

1

PM



22 : 42

4

AM



00 : 14

2

AM



01 : 53

5

PM



20 : 19

3

AM



04 : 27

6

PM



17 : 39

Look at the times on the 24-hour digital clocks and write their matching time on the 12-hour analogue clocks.

7

AM

09 : 13



10

PM

14 : 54



8

PM

15 : 55



11

AM

06 : 35



9

PM

18 : 11



12

PM

12 : 22





Name: _____

Class: _____



Draw a line to match each clock to its written time.



1 1:53 AM



2 5:39 PM

3 8:19 AM


4 4:27 PM

5 12:14 PM


6 10:42 AM




Write the time shown on the clock.




6:17



10:24



7:02



3:57



Name: _____

Class: _____

Circle the clock that shows the correct time.

- 1 Two fifty-four
in the afternoon



- 2 Nine thirty-two
in the evening



- 3 One eleven
in the morning



- 4 Three minutes
past seven in
the evening



Write the following times in digital clock form.


- 5 Two minutes
after ten in the evening.




- 6 Six minutes
after three in the morning.




- 7 Twenty-eight minutes
after two in the afternoon.



- 8 Ten minutes
after nine at night.



- 9 Eighteen minutes
after midnight.



- 10 Thirty-three minutes
after noon.

