


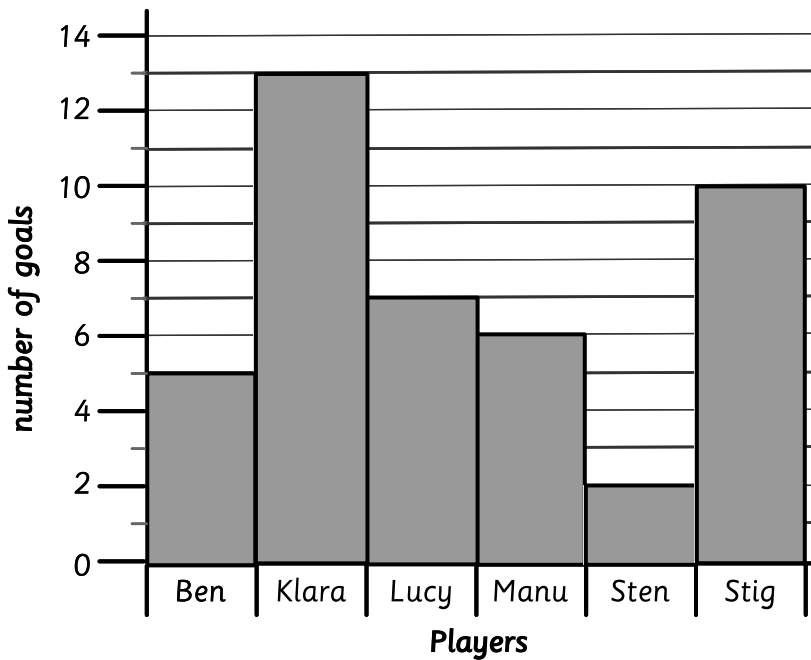


Name: _____ Class: _____

The bar chart shows the number of goals scored by the top 6 players in a hockey match. Use the table to complete the bar chart. One has been done for you.

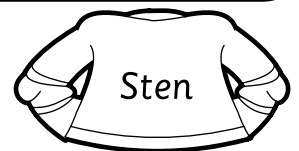


Player	Goals scored
Ben	5
Klara	13
Lucy	7
Manu	6
Sten	2
Stig	10




Use the bar chart to answer the questions below.

1 Who scored the **least** number of goals?




2 How many players scored **less** than 4 goals?



3 Who scored 4 **more** goals than Sten?



4 How many players scored **over** 8 goals?



5 Who had the **best** score?

