

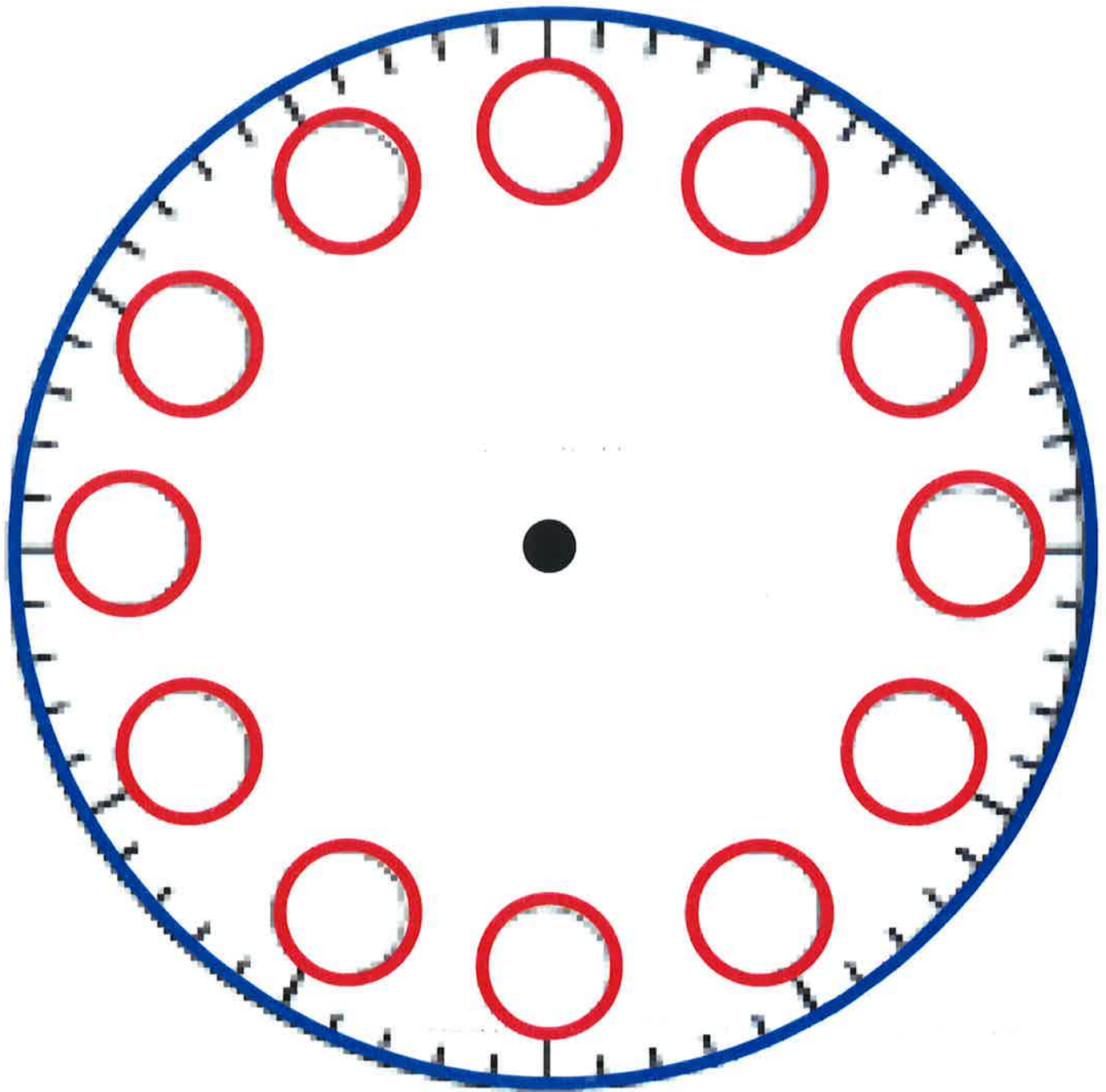


Telling the time

Telling the time can be very tricky and involved a lot of practise! When teaching it at home, it is important to use real clocks to aid the children's learning. A great exercise to start with is to create your own clock and you can find the template to cut out below:



Once you have created your clock, you can have a go at some of these questions. There are also extra resources to aid telling the time that can be printed and used.

Remember, there are 60 seconds in a minute and 60 minutes in an hour.

- 1) How many seconds are there in 2 minutes?

- 2) How many seconds are there in 4 minutes?

- 3) How many seconds are there in 10 minutes?

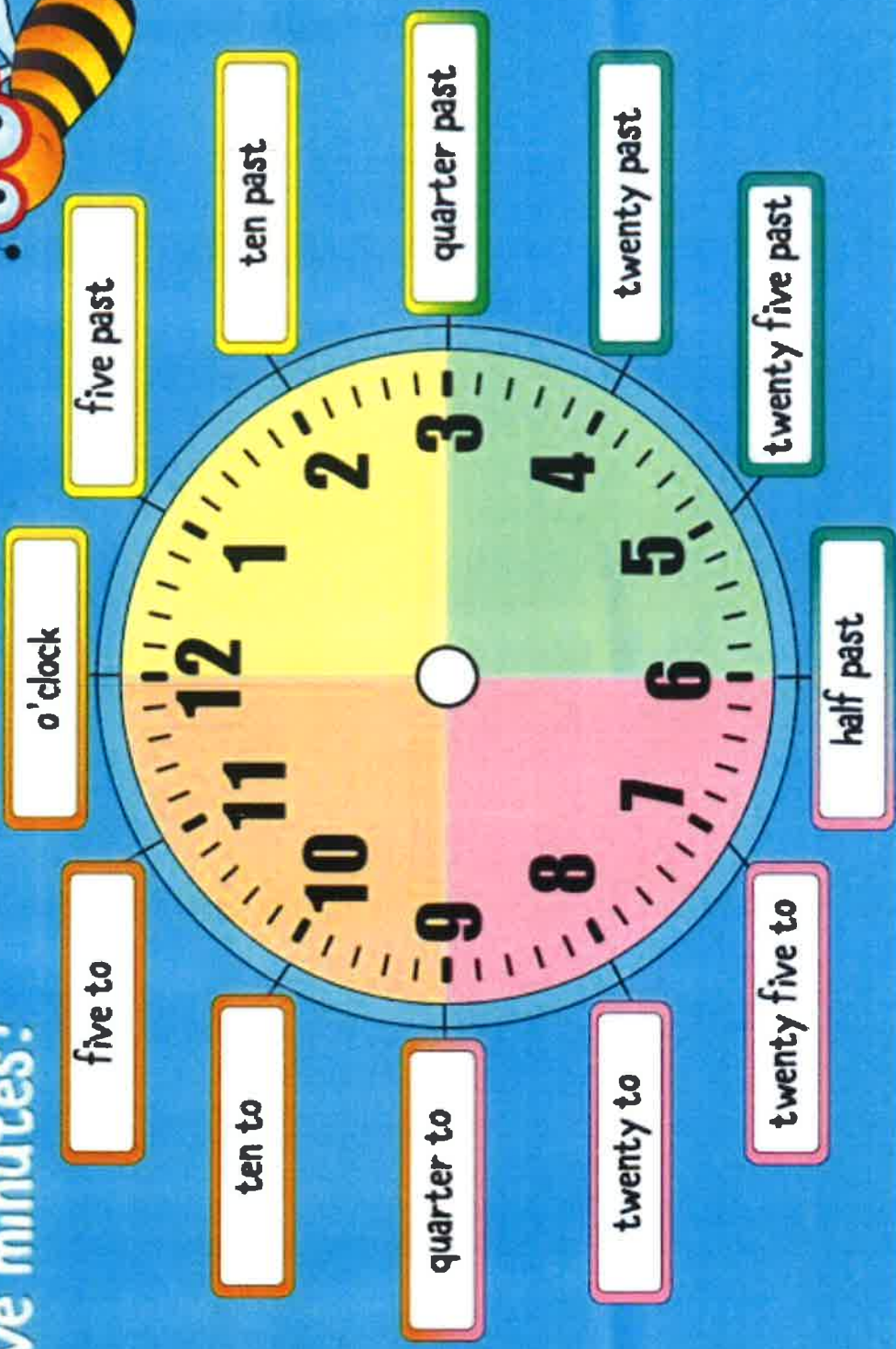
- 4) How many minutes are there in 4 hours?

- 5) How many days are there in June?

- 6) How many days are in the month of your birthday?

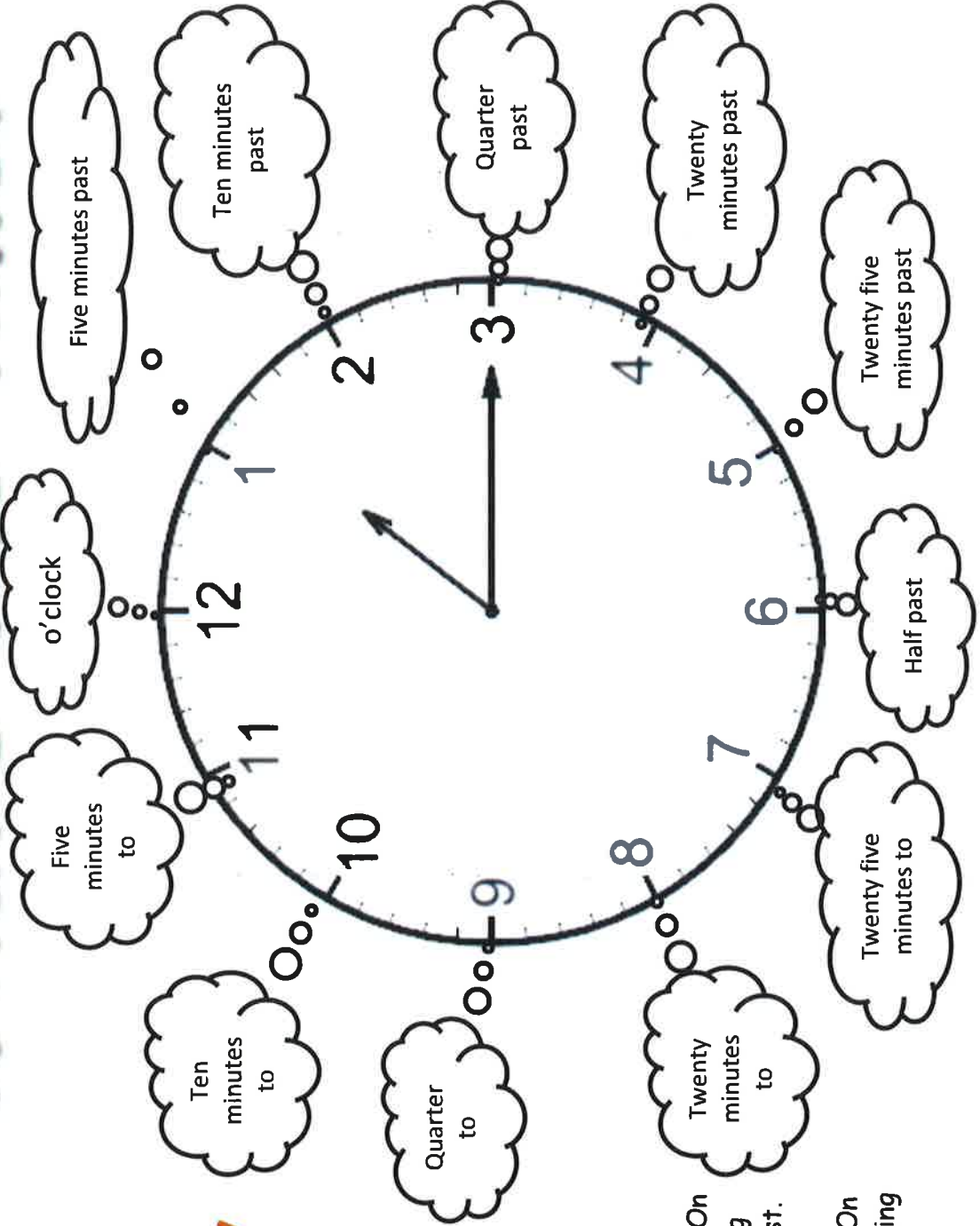
- 7) Try and work out how many days there are until your birthday.

Can you tell the time to the nearest five minutes?





What's the time?



VOCABULARY

- | | |
|-----------|----------|
| analogue | digital |
| A.M. | P.M. |
| midday | midnight |
| noon | morning |
| afternoon | evening |
| day | night |
| minute | second |

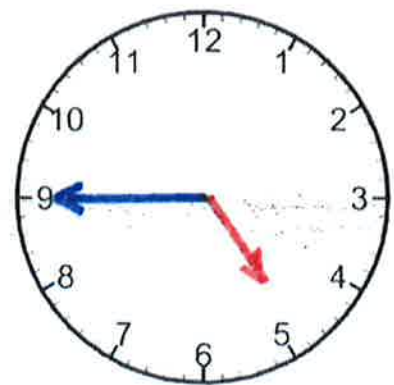
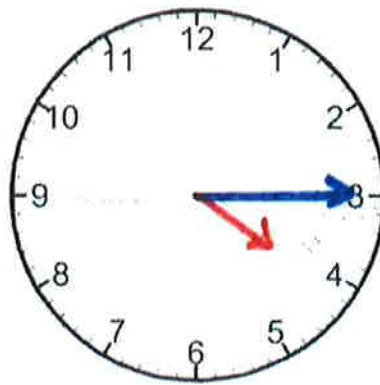
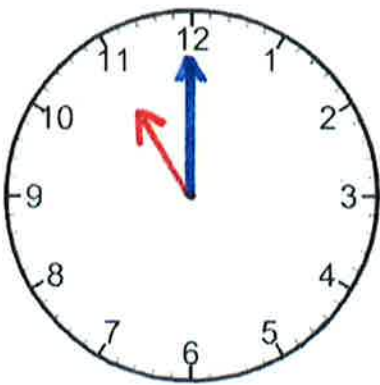
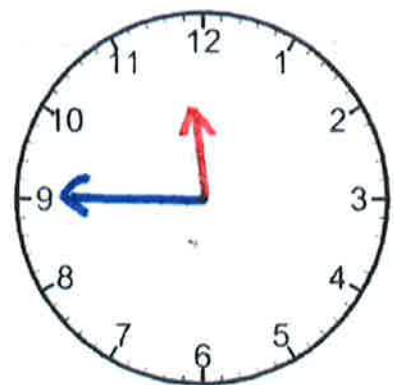
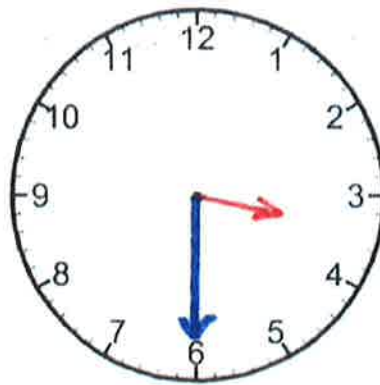
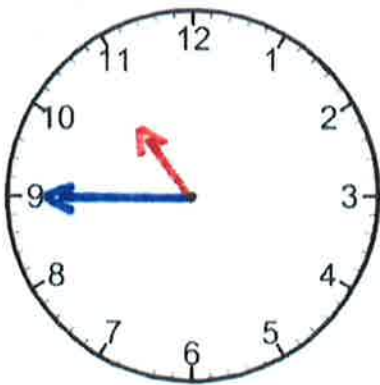
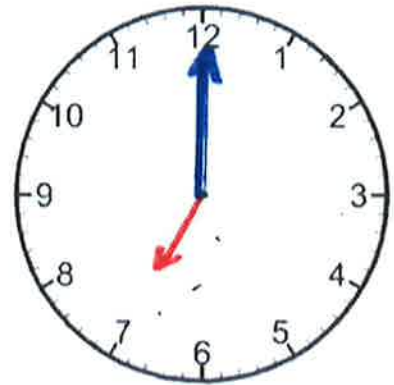
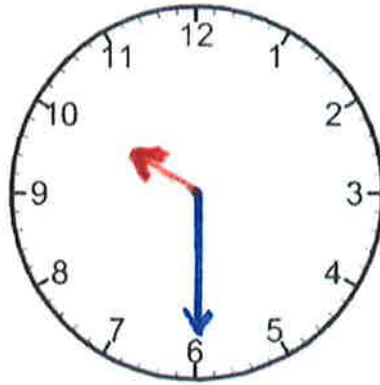
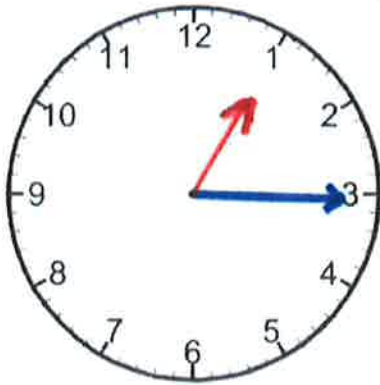
REMEMBER!

The big hand shows the minute. On the clock the big hand is pointing to the number 1. This is said first.

The small hand shows the hour. On the clock the small hand is pointing to the number 9.

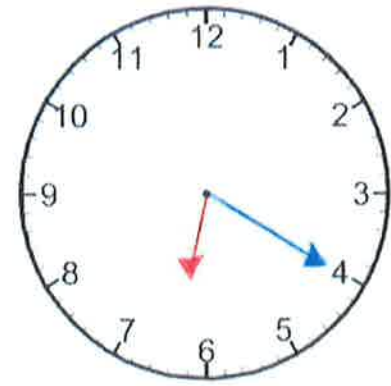
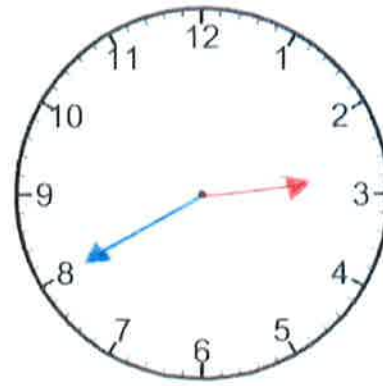
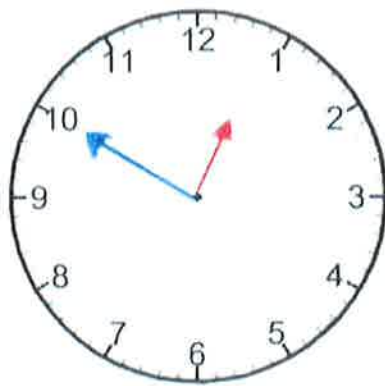
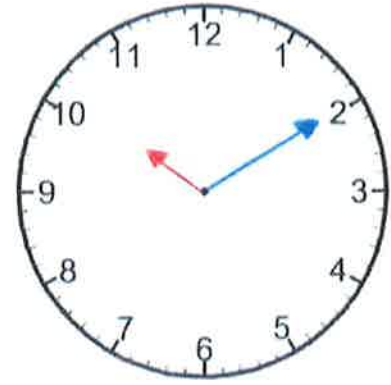
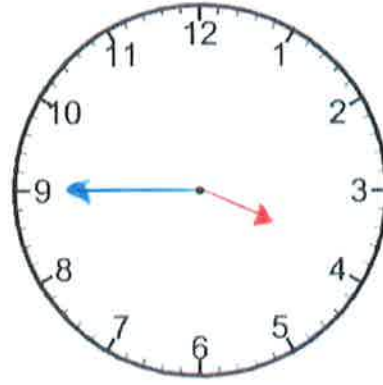
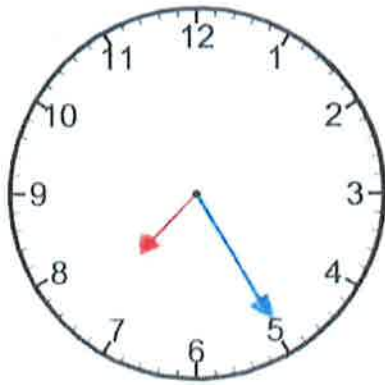
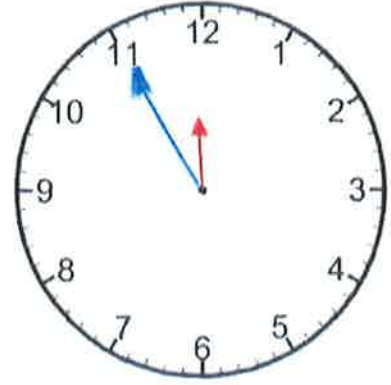
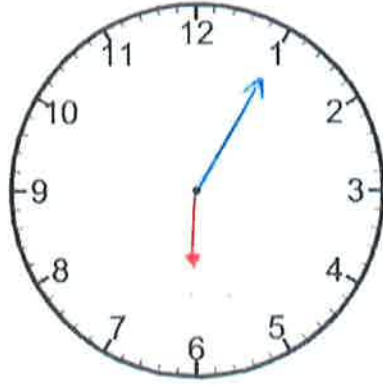
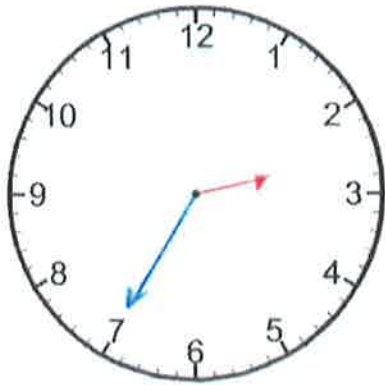
Name: _____

Telling the Time



Name: _____

Telling the Time



Can I read and write analogue time?

Write the analogue time for each clock. Remember the minute hand is shown in blue and the hour hand is shown in red.



1.



2.



3.



4.



5.



6.



7.



8.



9.



10.



11.



12.



Name:

Date:

Five Minute Intervals - Read Analogue, Write Words (2)

◆ Write the time shown on each clock...

1.




2.



3.




4.



5.



6.




7.



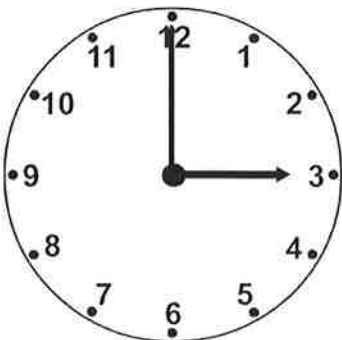
8.




9.




10.



11.







12.



For Year 4/5

Converting Time Worksheet

For Year 4/5

| Time in Words | 24 Hour Clock | 12 Hour Clock | Analogue |
|------------------------------|---------------|---------------|--|
| seven o'clock in the evening | 19:00 | 7:00p.m. |  |
| | 14:15 | 11:00a.m. |  |
| | | 8:20p.m. |  |
| midday | | |  |

| 12 hour time | 24 hour time |
|-----------------|--------------|
| 12am (midnight) | 00:00 |
| 1am | 01:00 |
| 2am | 02:00 |
| 3am | 03:00 |
| 4am | 04:00 |
| 5am | 05:00 |
| 6am | 06:00 |
| 7am | 07:00 |
| 8am | 08:00 |
| 9am | 09:00 |
| 10am | 10:00 |
| 11am | 11:00 |
| 12pm (noon) | 12:00 |
| 1pm | 13:00 |
| 2pm | 14:00 |
| 3pm | 15:00 |
| 4pm | 16:00 |
| 5pm | 17:00 |
| 6pm | 18:00 |
| 7pm | 19:00 |
| 8pm | 20:00 |
| 9pm | 21:00 |
| 10pm | 22:00 |
| 11pm | 23:00 |

For year 4/5

The analogue time is correct but the digital one may be incorrect. Spot my mistake(s).



6.20



3.55



2.45



11.50



Correct answers _____

Name: _____



Class: _____

Look at the times on the 12-hour analogue clocks and write their matching time on the 24-hour digital clocks.

1 PM



4 AM

2 AM




5 PM

3 AM






6 PM






Look at the times on the 24-hour digital clocks and write their matching time on the 12-hour analogue clocks.

7


10



8






11

9

12

For year 5



Name: _____

Class: _____



Draw a line to match each clock to its written time.




1 1:53 AM



2 5:39 PM

3 8:19 AM




4 4:27 PM



5 12:14 PM





6 10:42 AM



Year 5



Write the time shown on the clock.



For year 5



Name: _____


Class: _____

Circle the clock that shows the correct time.

- 1 Two fifty-four in the afternoon



- 2 Nine thirty-two in the evening



- 3 One eleven in the morning

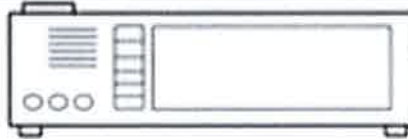


- 4 Three minutes past seven in the evening



Write the following times in digital clock form.


- 5 Two minutes after ten in the evening.



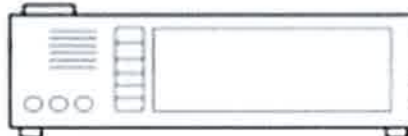
- 6 Six minutes after three in the morning.



- 7 Twenty-eight minutes after two in the afternoon.



- 8 Ten minutes after nine at night.



- 9 Eighteen minutes after midnight.



- 10 Thirty-three minutes after noon.



For year 5