



# A Pirate's Life for Me

A pirate's life was a tiresome one,  
Spent long on the open sea,  
But when they spotted another boat  
They'd plunder and pillage with glee.  
They took all the riches from other ships,  
Who happened to pass them by;  
Gold and silver and precious gems –  
Crossbones flagging on high.

A pirates' language is fun to learn,  
With lots of 'ayes' and 'arrrs!'  
'Me' means my and 'ye' means you –  
Try saying that with scars!  
'Booty' is treasure; 'blimey' means wow  
And 'dungbie' is your rear end!  
'Hornswaggle' means cheat, 'ahoy'  
is hello,  
Yet most of them tend to offend!



**Q1:** If a pirate says 'ahoy' to you, what does it mean?

---

**Q2:** '*...they'd plunder and pillage with glee.*'  
What do you think that this phrase means?



---

---

**Q3:** Why do you think that a pirate's life could be tiresome?



---

---

---

The best-known pirates were 'orrible men,  
 Who came to a sticky demise:  
 Black Bart Roberts was 'pistol-proof' –  
 The bullet came quite by surprise!  
 Captain Kidd was hung by the  
 noose,  
 His body then covered in tar,  
 And ol' Jean David was eaten for tea,  
 By a tribe from Panama!

Edward Teach had his head chopped off,  
 And Drake passed away with a fever.  
 Calico Jack was hanged for his crimes,  
 While others were killed with a cleaver!



**Q4:** Whose body was covered in tar?

---

**Q5:** Find and copy a phrase which the writer uses to show that many well-known pirates were not liked.




---

**Q6:** '...who came to a sticky demise'

In this phrase, what do you think sticky demise means?




---



---

**Q7:** How do we know that Black Bart Roberts was not really 'pistol-proof'?




---



---



---

The food wasn't great on a pirate's ship;  
The meat would often rot.  
The biscuits could have little beetles in,  
And there'd be maggots in the pot.  
A famous disease amongst pirate crews  
Was an unpleasant thing they called scurvy;

They'd get it from not eating vitamin C  
And it meant that they would get rather poorly.  
But it wasn't all bad on the Seven Seas;  
You travelled the whole world for free!  
With an 'aye' and an 'arrr' and some 'pieces of eight',  
It's a pirate's life for me!

**Q8:** Why do you think that the meat would 'often rot'?

---

---

**Q9:** Why didn't pirates eat enough vitamins?



---

---

**Q10:** Would you have liked to have been a pirate?

Yes  No

Explain your answer using evidence from the text.

---

---

---



**Q11:** Sum up what you think are the key points of this poem.

---

---

---





# A Pirate's Life For Me Answers

**Q1:** If a pirate says 'ahoy' to you, what does it mean?

**Accept the answer 'hello' only**

**Q2:** '*...they'd plunder and pillage with glee.*' What do you think that this phrase means?

**Accept answers which equate the phrase to meaning happily stealing / robbing / thieving from other ships.**

**Q3:** Why do you think that a pirate's life could be tiresome?

**Accept answers which discuss the fact that pirates had many difficult feats, including long and arduous days sailing, boat maintenance (e.g. scrubbing the decks) and many dangerous tasks, such as fighting with other ships over loot. Example:**

- **A pirate's life was tiresome because they had to spend every day fighting for supplies and goods, which must have been difficult.**

**Q4:** Whose body was covered in tar?

**Accept the answer 'Captain Kidd' only.**

**Q4:** Find and copy a phrase which the writer uses to show that many well-known pirates were not liked.

**Accept the phrase 'the best-known pirates were 'orrible men' only.**

**Q6:** '*...who came to a sticky demise*' In this phrase, what do you think sticky demise means?

**Accept answers which equate a 'sticky demise' to a horrible downfall, unpleasant end or nasty death.**

**Q7:** How do we know that Black Bart Roberts was not really 'pistol-proof'?

**Accept any answer which infers that Black Bart Roberts could not have been as 'pistol-proof' as thought because, surprisingly, he was killed by a bullet, such as:**

- **Black Bart could not have been 'pistol-proof' because it was a bullet from a pistol which killed him.**

**Q8:** Why do you think that the meat would 'often rot'?

**Accept answers which discuss the lack of modern refrigeration aboard pirate vessels, e.g.**

- **The meat could have rotted because it was not kept cool, as there were no fridges on board pirate ships.**
- **Fridges were not invented when pirates sailed so they would have had no way to keep their meat cool and fresh.**

**Q9:** Why didn't pirates eat enough vitamins?

**Accept any answer which discusses the fact that prolonged periods at sea gave pirates very little access to fresh fruit and vegetables, therefore creating a shortage of vitamin intake, e.g.**

- **When pirates were out at sea they would not be able to get fruit and vegetables to give them vitamins so they would not be able to eat enough.**

**Q10:** Would you have liked to have been a pirate? Explain your answer using evidence from the text.

**Accept either yes or no as an answer provided that a reasonable justification based on the text has also been provided, such as the following:**

**Yes because...**

- **their lives were full of excitement and adventure.**
- **you get to travel the world.**
- **you could become rich from loot and bounties.**
- **their language was fun to speak.**

**No because...**

- **the food was unpleasant.**
- **you could get poorly quite easily.**
- **lots of pirates had unpleasant deaths.**
- **constant sailing was very tiresome.**

**Q11:** Sum up what you think are the key points of this poem.


**Accept any reasonable summary of the texts which includes all of the following points:**

- **Many well-known pirates met unpleasant ends.**
- **Food aboard pirate ships was unpleasant.**
- **Pirates had their own language.**





	8	4			3	8			7	9			2	2			1	8
+	1	2		+	3	1		+	1	6		+	3	9		+	1	2
	6	5			2	7			4	1			3	3			4	8
+	1	2		+	2	8		+	3	9		+	5	8		+	3	1
	5	7			6	7			2	4			3	7			3	9
+	1	0		+	1	0		+	1	6		+	1	3		+	3	7
	4	7			2	2			6	9			8	2			2	8
+	4	4		+	7	5		+	2	5		+	1	2		+	5	1



**Claude Monet – A Seascape, Shipping  
by Moonlight**



**Pierre August Renoir – La Vague**



**Édouard Manet – Bateaux Abordant**



### **Colour, Light and Contrast**

The painting is quite light in colour. The top part of the picture is particularly light, with blues, light browns, whites and creams. The bottom part is darker but still has lots of splashes of white lightening the darker greens, blues and browns.

### **My research**

I found out that Turner lived from 1775-1851. He painted this picture between 1840 and 1845 and it's kept in the Yale Center for British Art in the USA. It's painted in oil on canvas. The Nore is a sandbank at the point where the River Thames meets the North Sea, so Turner must have been stood on land when he painted it. There's a brilliant zoomable version of it at this site: <https://www.youtube.com/watch?v=8Cm5Z8Cm5Z8>

## **J.M. Turner - The Fighting Temeraire**



## Rules when writing speech!

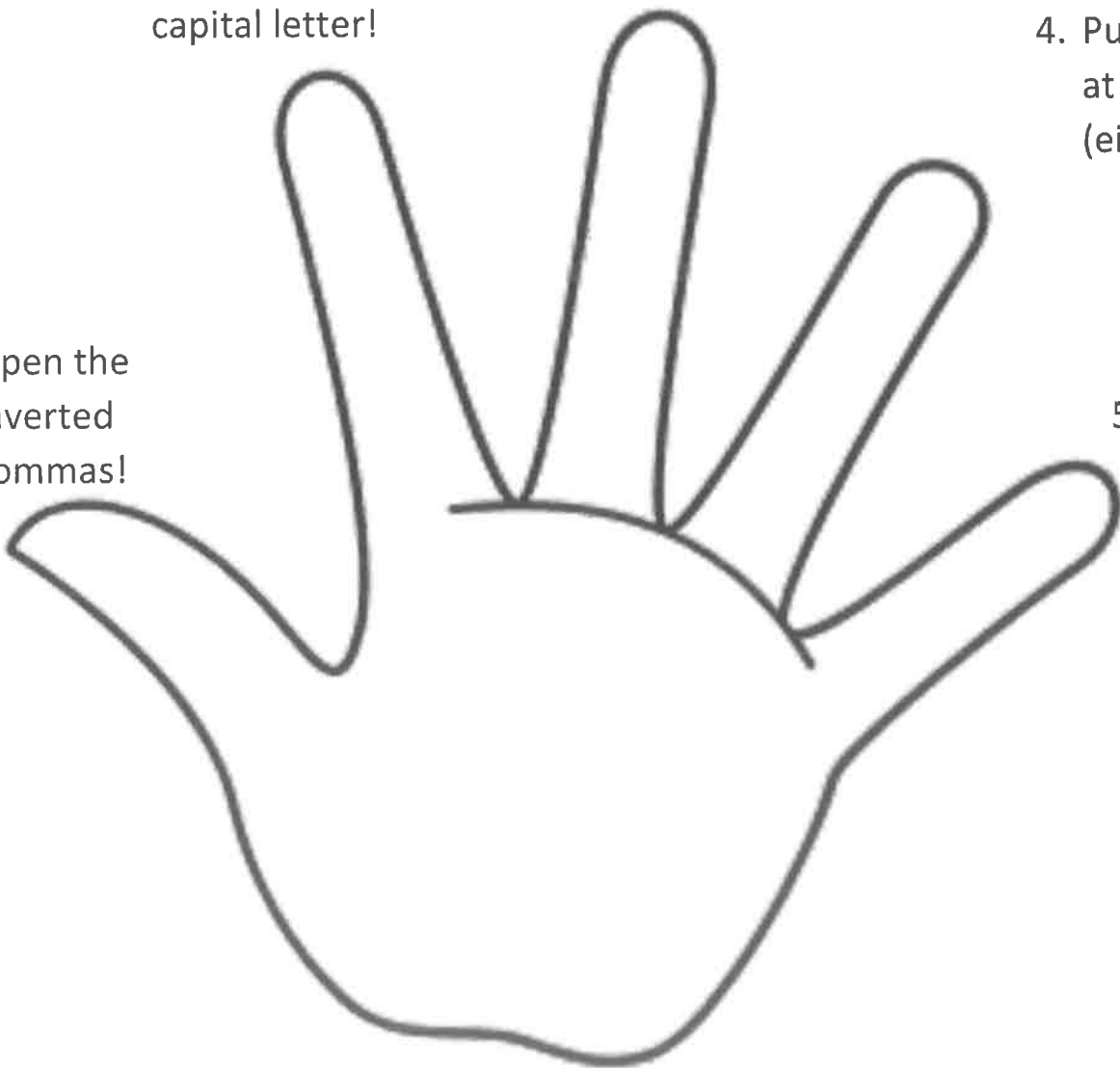
2. Make sure you start with a capital letter!

3. What is being said aloud.

4. Punctuation at the end (either , ? !)

1. Open the inverted commas!

5. Close the inverted commas



Rewrite these sentences with the correct use of inverted commas to show the speech.

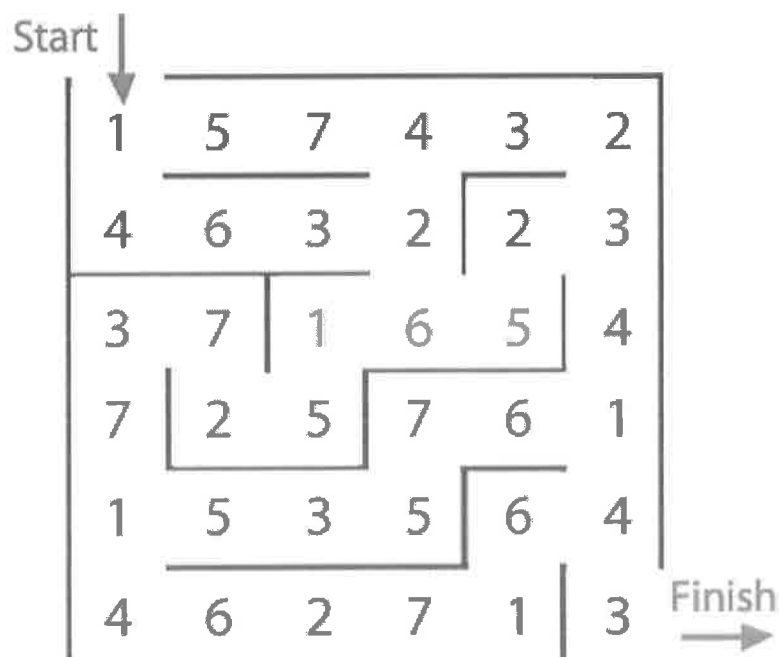
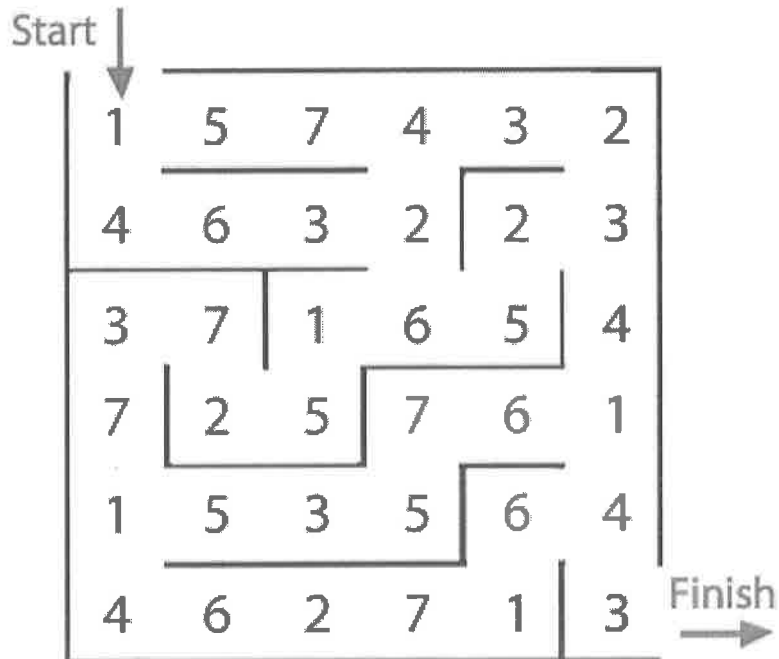
1. Thank you for listening said Miss Sherlock.
2. Are you coming to my party? Jack asked Lucy.
3. I can't wait to see you later! Exclaimed Lilly.
4. What would like for dinner? Asked dad.

1. \_\_\_\_\_  
\_\_\_\_\_

2. \_\_\_\_\_  
\_\_\_\_\_

3. \_\_\_\_\_  
\_\_\_\_\_

4. \_\_\_\_\_  
\_\_\_\_\_



# 10 COMMANDMENTS FOR PIRATES

1. \_\_\_\_\_

\_\_\_\_\_

2. \_\_\_\_\_

\_\_\_\_\_

3. \_\_\_\_\_

\_\_\_\_\_

4. \_\_\_\_\_

\_\_\_\_\_

5. \_\_\_\_\_

\_\_\_\_\_

6. \_\_\_\_\_

\_\_\_\_\_

7. \_\_\_\_\_

\_\_\_\_\_

8. \_\_\_\_\_

\_\_\_\_\_

9. \_\_\_\_\_

\_\_\_\_\_

10. \_\_\_\_\_

\_\_\_\_\_

Can I use inverted commas and punctuate speech correctly?



E.g. "Where is that wonderful treasure chest hiding?" questioned the scurvy pirate.

---

---

---

---

---

---

---

---

---

---

Each of the following shapes has a value:

 = 7     
  = 17

The value of the red shapes changes in each of the following problems.







Can you discover its value in each problem below, if the values of the shapes are being added together?

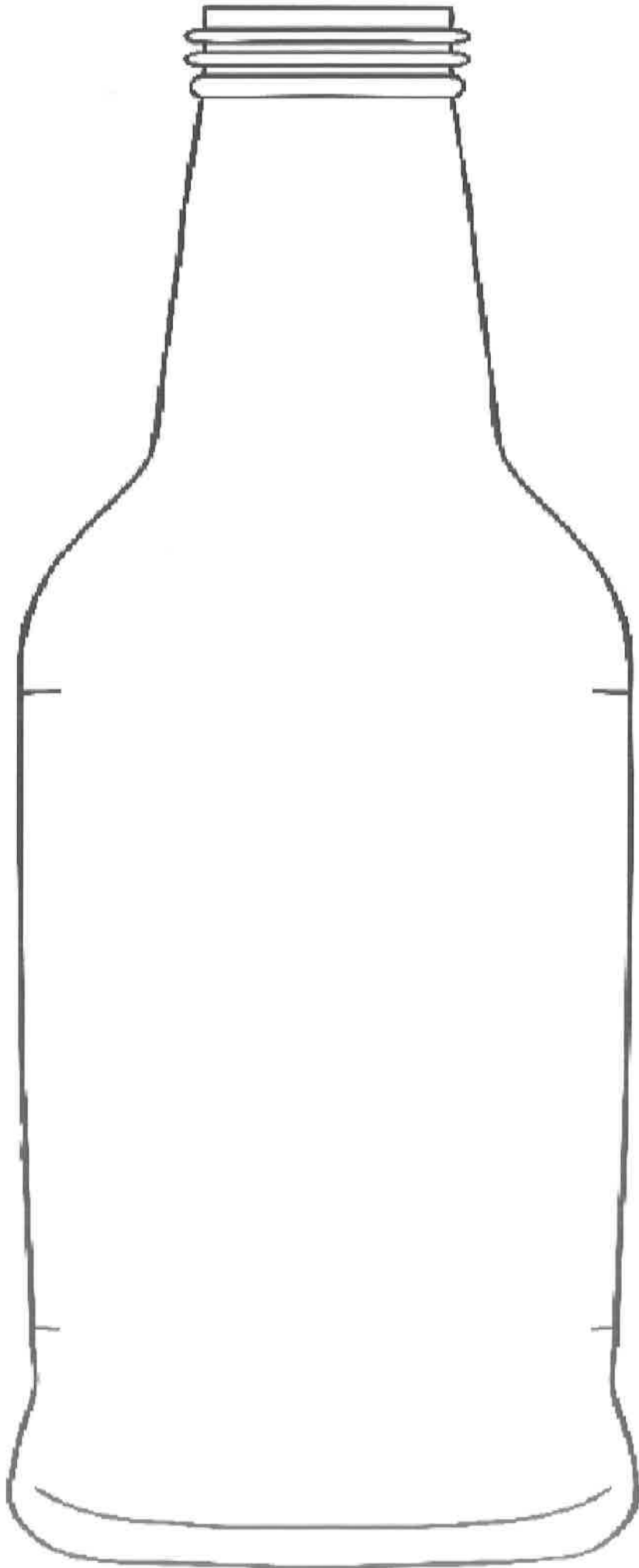
(a)    = 25

(b)     = 51

(c)       = 136

(d)    = 48

(e)        = 100



# Roles on Board a Pirate Ship

Which would suit you best?

Choose one and use the right job application form to apply for your role.

## Captain

The captain is the main person in charge. They own the ship and have a crew below them. They lead their crew into battle and make strategic decisions. They are voted for by the crew.

## First Mate

The first mate takes over the ship if the captain can't lead. They are not always found on pirate ships. If there was no first mate, then the quartermaster would take over.

## Quartermaster

The quartermaster is in charge of all the supplies and water on the ship and a close deputy for the captain. They have the authority to punish people.

## Navigator/Sailing Master

The navigator, also known as a sailing master, is a very knowledgeable sailor who is able to read maps directing and navigating the ship. A sailing master is well educated and often made to go on pirate ships but paid well.

## Boatswain/Bosun

A bosun, also called the boatswain, is just below the quartermaster and captain and often in charge of anchoring and supplies.

## Master Gunner/Gunner

The master gunner is in charge of a team of gunners operating the cannons. It takes around five crew members to operate a cannon, including aiming, firing, resetting, swabbing and loading.

## Cook

The cook is not usually properly trained, just a normal pirate who prepares and cooks the food.

## Surgeon/Doctor

Not usually a real or even a trained surgeon, the ship's medic is good with tools. If no surgeon is available, they often use the ship's carpenter.

## Musician

The musician keeps the crew entertained by singing and playing sea shanties and tunes for dancing. They are often stolen from a non-pirate ship.

## Cooper

The cooper is skilled with tools and in barrel making.

## Powder Monkey

The powder monkey assists the gunners. It is a very dangerous job, often done by teenage boys who could then work up to being a gunner.

# Pirate Job Centre

## Entry-Level Pirate Job Application Form

Real name: \_\_\_\_\_ Pirate alias: \_\_\_\_\_

Job applied for: sailor/powder monkey/rigger

Qualifications and awards:

I have a certificate for...

I won an award for being the best...

I am a qualified...

Skills that would make you a good pirate:

I can...

I am good at...

I am really good at...

Previous sailing experience and other jobs:

My last job was....

I have been on a ship when...

I know these things about sailing...

Personal statement:

I am a \_\_\_\_\_ person and I am really good at \_\_\_\_\_ and \_\_\_\_\_.

People always tell me that I am \_\_\_\_\_,  
and \_\_\_\_\_.

References:

My last boss said this about me...

# Monster Maths Challenge!

1.  $6 + 7 =$  \_\_\_\_\_
2.  $19 + 39 =$  \_\_\_\_\_
3.  $48 + 18 =$  \_\_\_\_\_
4.  $30 + 21 =$  \_\_\_\_\_
5.  $47 + 46 =$  \_\_\_\_\_
6.  $48 + 23 =$  \_\_\_\_\_
7.  $11 + 12 =$  \_\_\_\_\_
8.  $24 + 30 =$  \_\_\_\_\_
9.  $3 + 19 =$  \_\_\_\_\_
10.  $14 + 15 =$  \_\_\_\_\_
11.  $19 + 9 =$  \_\_\_\_\_
12.  $4 + 29 =$  \_\_\_\_\_
13.  $36 + 39 =$  \_\_\_\_\_
14.  $22 + 27 =$  \_\_\_\_\_
15.  $40 + 47 =$  \_\_\_\_\_
16.  $35 + 47 =$  \_\_\_\_\_
17.  $41 + 30 =$  \_\_\_\_\_
18.  $40 + 40 =$  \_\_\_\_\_
19.  $43 + 4 =$  \_\_\_\_\_
20.  $8 + 21 =$  \_\_\_\_\_
21.  $21 + 37 =$  \_\_\_\_\_
22.  $7 + 29 =$  \_\_\_\_\_
23.  $37 + 45 =$  \_\_\_\_\_
24.  $18 + 9 =$  \_\_\_\_\_
25.  $3 + 48 =$  \_\_\_\_\_
26.  $16 + 1 =$  \_\_\_\_\_
27.  $27 + 46 =$  \_\_\_\_\_
28.  $29 + 27 =$  \_\_\_\_\_
29.  $17 + 27 =$  \_\_\_\_\_
30.  $25 + 44 =$  \_\_\_\_\_
31.  $49 + 28 =$  \_\_\_\_\_
32.  $28 + 39 =$  \_\_\_\_\_
33.  $21 + 44 =$  \_\_\_\_\_
34.  $49 + 38 =$  \_\_\_\_\_
35.  $29 + 9 =$  \_\_\_\_\_
36.  $17 + 2 =$  \_\_\_\_\_
37.  $21 + 22 =$  \_\_\_\_\_
38.  $26 + 29 =$  \_\_\_\_\_
39.  $26 + 11 =$  \_\_\_\_\_
40.  $26 + 32 =$  \_\_\_\_\_
41.  $35 + 11 =$  \_\_\_\_\_
42.  $23 + 22 =$  \_\_\_\_\_
43.  $30 + 4 =$  \_\_\_\_\_
44.  $32 + 30 =$  \_\_\_\_\_
45.  $43 + 10 =$  \_\_\_\_\_
46.  $37 + 29 =$  \_\_\_\_\_
47.  $33 + 13 =$  \_\_\_\_\_
48.  $18 + 49 =$  \_\_\_\_\_
49.  $24 + 31 =$  \_\_\_\_\_
50.  $6 + 28 =$  \_\_\_\_\_
51.  $15 + 7 =$  \_\_\_\_\_
52.  $34 + 13 =$  \_\_\_\_\_
53.  $31 + 10 =$  \_\_\_\_\_
54.  $13 + 8 =$  \_\_\_\_\_
55.  $2 + 47 =$  \_\_\_\_\_
56.  $46 + 7 =$  \_\_\_\_\_
57.  $25 + 45 =$  \_\_\_\_\_
58.  $41 + 49 =$  \_\_\_\_\_
59.  $39 + 34 =$  \_\_\_\_\_
60.  $11 + 7 =$  \_\_\_\_\_
61.  $30 + 48 =$  \_\_\_\_\_
62.  $27 + 11 =$  \_\_\_\_\_
63.  $7 + 15 =$  \_\_\_\_\_
64.  $17 + 35 =$  \_\_\_\_\_
65.  $33 + 36 =$  \_\_\_\_\_
66.  $14 + 19 =$  \_\_\_\_\_
67.  $31 + 12 =$  \_\_\_\_\_
68.  $22 + 23 =$  \_\_\_\_\_
69.  $36 + 42 =$  \_\_\_\_\_
70.  $14 + 4 =$  \_\_\_\_\_
71.  $29 + 22 =$  \_\_\_\_\_
72.  $12 + 17 =$  \_\_\_\_\_
73.  $13 + 23 =$  \_\_\_\_\_
74.  $27 + 27 =$  \_\_\_\_\_
75.  $17 + 4 =$  \_\_\_\_\_
76.  $26 + 49 =$  \_\_\_\_\_
77.  $28 + 41 =$  \_\_\_\_\_
78.  $34 + 36 =$  \_\_\_\_\_
79.  $37 + 9 =$  \_\_\_\_\_
80.  $5 + 15 =$  \_\_\_\_\_
81.  $3 + 9 =$  \_\_\_\_\_
82.  $43 + 46 =$  \_\_\_\_\_
83.  $37 + 12 =$  \_\_\_\_\_
84.  $40 + 2 =$  \_\_\_\_\_
85.  $39 + 25 =$  \_\_\_\_\_
86.  $34 + 3 =$  \_\_\_\_\_
87.  $24 + 49 =$  \_\_\_\_\_
88.  $20 + 27 =$  \_\_\_\_\_
89.  $36 + 18 =$  \_\_\_\_\_
90.  $32 + 6 =$  \_\_\_\_\_
91.  $25 + 4 =$  \_\_\_\_\_
92.  $18 + 5 =$  \_\_\_\_\_
93.  $36 + 19 =$  \_\_\_\_\_
94.  $17 + 49 =$  \_\_\_\_\_
95.  $2 + 24 =$  \_\_\_\_\_
96.  $43 + 43 =$  \_\_\_\_\_
97.  $18 + 11 =$  \_\_\_\_\_
98.  $15 + 11 =$  \_\_\_\_\_
99.  $3 + 49 =$  \_\_\_\_\_
100.  $2 + 15 =$  \_\_\_\_\_



- |                                |                                |                                |                                |
|--------------------------------|--------------------------------|--------------------------------|--------------------------------|
| 1. $6 + 7 = \underline{13}$    | 26. $16 + 1 = \underline{17}$  | 51. $15 + 7 = \underline{22}$  | 76. $26 + 49 = \underline{75}$ |
| 2. $19 + 39 = \underline{58}$  | 27. $27 + 46 = \underline{73}$ | 52. $34 + 13 = \underline{47}$ | 77. $28 + 41 = \underline{69}$ |
| 3. $48 + 18 = \underline{66}$  | 28. $29 + 27 = \underline{56}$ | 53. $31 + 10 = \underline{41}$ | 78. $34 + 36 = \underline{70}$ |
| 4. $30 + 21 = \underline{51}$  | 29. $17 + 27 = \underline{44}$ | 54. $13 + 8 = \underline{21}$  | 79. $37 + 9 = \underline{46}$  |
| 5. $47 + 46 = \underline{93}$  | 30. $25 + 44 = \underline{69}$ | 55. $2 + 47 = \underline{49}$  | 80. $5 + 15 = \underline{20}$  |
| 6. $48 + 23 = \underline{71}$  | 31. $49 + 28 = \underline{77}$ | 56. $46 + 7 = \underline{53}$  | 81. $3 + 9 = \underline{12}$   |
| 7. $11 + 12 = \underline{23}$  | 32. $28 + 39 = \underline{67}$ | 57. $25 + 45 = \underline{70}$ | 82. $43 + 46 = \underline{89}$ |
| 8. $24 + 30 = \underline{54}$  | 33. $21 + 44 = \underline{65}$ | 58. $41 + 49 = \underline{90}$ | 83. $37 + 12 = \underline{49}$ |
| 9. $3 + 19 = \underline{22}$   | 34. $49 + 38 = \underline{87}$ | 59. $39 + 34 = \underline{73}$ | 84. $40 + 2 = \underline{42}$  |
| 10. $14 + 15 = \underline{29}$ | 35. $29 + 9 = \underline{38}$  | 60. $11 + 7 = \underline{18}$  | 85. $39 + 25 = \underline{64}$ |
| 11. $19 + 9 = \underline{28}$  | 36. $17 + 2 = \underline{19}$  | 61. $30 + 48 = \underline{78}$ | 86. $34 + 3 = \underline{37}$  |
| 12. $4 + 29 = \underline{33}$  | 37. $21 + 22 = \underline{43}$ | 62. $27 + 11 = \underline{38}$ | 87. $24 + 49 = \underline{73}$ |
| 13. $36 + 39 = \underline{75}$ | 38. $26 + 29 = \underline{55}$ | 63. $7 + 15 = \underline{22}$  | 88. $20 + 27 = \underline{47}$ |
| 14. $22 + 27 = \underline{49}$ | 39. $26 + 11 = \underline{37}$ | 64. $17 + 35 = \underline{52}$ | 89. $36 + 18 = \underline{54}$ |
| 15. $40 + 47 = \underline{87}$ | 40. $26 + 32 = \underline{58}$ | 65. $33 + 36 = \underline{69}$ | 90. $32 + 6 = \underline{38}$  |
| 16. $35 + 47 = \underline{82}$ | 41. $35 + 11 = \underline{46}$ | 66. $14 + 19 = \underline{33}$ | 91. $25 + 4 = \underline{29}$  |
| 17. $41 + 30 = \underline{71}$ | 42. $23 + 22 = \underline{45}$ | 67. $31 + 12 = \underline{43}$ | 92. $18 + 5 = \underline{23}$  |
| 18. $40 + 40 = \underline{80}$ | 43. $30 + 4 = \underline{34}$  | 68. $22 + 23 = \underline{45}$ | 93. $36 + 19 = \underline{55}$ |
| 19. $43 + 4 = \underline{47}$  | 44. $32 + 30 = \underline{62}$ | 69. $36 + 42 = \underline{78}$ | 94. $17 + 49 = \underline{66}$ |
| 20. $8 + 21 = \underline{29}$  | 45. $43 + 10 = \underline{53}$ | 70. $14 + 4 = \underline{18}$  | 95. $2 + 24 = \underline{26}$  |
| 21. $21 + 37 = \underline{58}$ | 46. $37 + 29 = \underline{66}$ | 71. $29 + 22 = \underline{51}$ | 96. $43 + 43 = \underline{86}$ |
| 22. $7 + 29 = \underline{36}$  | 47. $33 + 13 = \underline{46}$ | 72. $12 + 17 = \underline{29}$ | 97. $18 + 11 = \underline{29}$ |
| 23. $37 + 45 = \underline{82}$ | 48. $18 + 49 = \underline{67}$ | 73. $13 + 23 = \underline{36}$ | 98. $15 + 11 = \underline{26}$ |
| 24. $18 + 9 = \underline{27}$  | 49. $24 + 31 = \underline{55}$ | 74. $27 + 27 = \underline{54}$ | 99. $3 + 49 = \underline{52}$  |
| 25. $3 + 48 = \underline{51}$  | 50. $6 + 28 = \underline{34}$  | 75. $17 + 4 = \underline{21}$  | 100. $2 + 15 = \underline{17}$ |

## Physical Education Activity Sheet 1:



# Pirate Ship!

Age Range: 5-11 years (commands can be selected dependent upon age range)

Before you begin, the children should be taught the commands which the activity involves (see below).

Children start by forming a line (one behind the other) directly in front of the teacher. The teacher then shouts a command and the children have to perform the activity associated with that command.

<b>Command</b>	<b>Action</b>
<b>Quarterdeck</b>	Run to a wall / line on the left side of the area.
<b>Main Deck</b>	Run back and form the original line in front of the teacher (children do not have to be in the same order).
<b>Man the Lifeboats</b>	OR find a partner, sit on the floor facing each other, holding hands and rocking backwards and forwards (as in "row, row, row your boat").
<b>Scrub the Decks</b>	Children crouch down and pretend to clean the floor with their hands
<b>Climb the Rigging</b>	Children pretend to climb a rope ladder.
<b>Captain's Coming</b>	Children salute and shout out "Aye Aye Captain"
<b>Admiral's Coming</b>	Children stop and salute (like captain's coming) but must continue to stand to attention until the instruction 'Admiral's gone' - giving opportunities for catching children out!
<b>Man Overboard</b>	Children have to find a partner and lift them up. Any children on their own are out.
<b>Walk the Plank</b>	Children have to walk in a perfect straight line one foot exactly in front of the other with arms outstretched to the sides (children could also walk along benches
<b>Captain's wife</b>	Everyone curtseys (boys think this is hilarious!).
<b>Shark Attack</b>	Lie on back with arm in the air.
<b>Fire the Canon</b>	Children run in to pairs and pretend to light the cannon, shout "boom!" and jump in the air.
<b>Hit the Deck</b>	Children lie down on their stomachs as quickly as possible.
<b>Port</b>	Run to left-hand side of hall
<b>Starboard</b>	Run to right-hand side of hall
<b>Bow</b>	Run to front of hall
<b>Stern</b>	Run to back of hall
<b>Up on Deck!</b>	Children have to jump on to benches. The last person left with their feet on the floor is out!

## Physical Education Activity Sheet 2:



# Crocodile in the Swamp!

Age Range 5- 8 years: (vary the difficulty of the apparatus set up dependent on year group)

### Equipment:

- Benches (right way up and upside down to challenge HA)
- Mats
- Crocodile cut outs
- Box
- Pommel Horse
- 'Never smile at Mr Crocodile' song from Peter Pan. youtube clip - <http://www.youtube.com/watch?v=RMaPTZdwjPE&feature=related>

### Set up required:

Benches and other apparatus needs to be set up prior to the lesson so that it forms a clear route from one side of the hall to the other. Mats need to be positioned around each apparatus to ensure safety. Cut out/ model crocodiles can be placed in various positions around the floor to help add to children's excitement!

### The Game:

The purpose of this game is to teach children how to use various pieces of apparatus to travel around the room and links in with the gymnastic strand of Physical Education. Children are assigned as 'pirates' and their mission is to get from one side of the school hall to the other without touching the 'shark infested' floor. Play the 'Never Smile at Mr Crocodile' music to bring atmosphere to their great escape. Encourage children to think of as many different ways to travel around the apparatus using balances to get to the other side without touching the floor at all. As the children become more confident with balancing on the equipment to get to the other side of the room you are able to set a 'time challenge' and give the children a set amount of seconds to get to the other side of the room.