




Name: _____ Class: _____

Every time a player scored a goal, they wrote their name on the board.
Use the board to make a tally chart.
Then answer the questions.

~~Sten~~ ~~Klara~~ ~~Sten~~ ~~Manu~~ ~~Klara~~ ~~Manu~~ ~~Sten~~
~~Klara~~ ~~Klara~~ ~~Manu~~ ~~Manu~~ ~~Klara~~ ~~Klara~~ ~~Manu~~
~~Manu~~ ~~Sten~~ ~~Sten~~ ~~Klara~~ ~~Klara~~ ~~Manu~~

Player	Goals Scored
Sten	###
Klara	### III
Manu	### II

- 1 How many goals did Sten score? 5
- 2 How many goals did Klara score? 8
- 3 How many goals did Manu score? 7
- 4 How many more goals did Klara score than Manu? 1
- 5 How many more goals did Manu score than Sten? 2
- 6 How many more goals did Klara score than Sten? 3
- 7 Who scored the most goals? Klara
- 8 Who scored the least goals? Sten



Ask your classmates which sport they like best.
write down the results in a tally chart using the table below.
Use the tally chart to find out which sport is your classes favourite.

A suitable tally chart	




Name: _____ Class: _____

Every time a player scored a goal, they wrote their name on the board.
Use the board to make a tally chart.
Then answer the questions.

~~Sten~~ Klara Sten Manu Klara Manu Sten
Klara Klara Manu Manu Klara Klara Manu
Manu Sten Sten Klara Klara Manu

Player	Goals Scored
Sten	
Klara	
Manu	

- 1 How many goals did Sten score? _____
- 2 How many goals did Klara score? _____
- 3 How many goals did Manu score? _____
- 4 How many more goals did Klara score than Manu? _____
- 5 How many more goals did Manu score than Sten? _____
- 6 How many more goals did Klara score than Sten? _____
- 7 Who scored the most goals? _____
- 8 Who scored the least goals? _____



Ask your classmates which sport they like best.
write down the results in a tally chart using the table below.
Use the tally chart to find out which sport is your classes favourite.

Section 1

Mr Whoops has made TWO clumsy spelling mistakes in his sentence. Can you underline them and correct them?


Yesterday,
I had a terrible
accidant when I fell
off my bisycle.



Section 2

Can you add an adjective to this sentence?

The _____
snake slithered
through the grass.



Section 3

Underline all the verbs in this sentence:

James stirred the cake mixture, poured it into the tin and put it into the oven.



Section 4

Add a full stop, exclamation mark or question mark to the end of this sentence.

What big
teeth
you have,
Grandma



Section 5

Insert inverted commas into this direct speech sentence:

Would
you like to
come to a tea
party? asked
The Queen.



Section 6

Are the following letters consonants or vowels?

E

T

Section 1

Mr Whoops has made THREE clumsy spelling mistakes in his sentence. Can you underline them and correct them?

Yesterday,
I had a terrible
accidant when I fell
off my bisycle and
hurtled forwerds
into a field.



Section 2

Can you add two adjectives to this sentence?

The _____ snake slithered through the _____ grass.



Section 3

Underline all the verbs in these sentences:

James stirred the cake mixture, poured it into the tin and put it into the oven. He wanted to create a birthday surprise for his mum.



Section 4

Add a full stop, exclamation mark or question mark to the end of these sentences.

What big teeth you have, Grandma



Had Little Red Riding Hood recognised him

Section 5

Insert the correct punctuation into this sentence:



Would you like to come to a tea party asked The Queen.

Section 6

Are the following letters consonants or vowels?

E

T

Y

Section 1

Mr Whoops has made FOUR clumsy spelling mistakes in his sentences. Can you underline them and correct them?

Yesterday, I had a terrible accidant when I fell off my bisycle and hurtled forwerds into a field. Luckily, I always remembur to wear my cycling helmet.



Section 2

Can you rewrite this sentence and add ambitious adjectives before each noun.

The snake slithered through the grass.

Section 3

Underline all the verbs in these sentences:

James stirred the cake mixture, poured it into the tin and put it into the oven. He wanted to create a birthday surprise for his mum because she was amazing.



Section 4

Add a full stop, exclamation mark or question mark to the end of these sentences.

What big teeth you have, Grandma

Had Little Red Riding Hood recognised him



Do you want to give your Grandma a big kiss

Section 5

Create an accurately-punctuated direct speech sentence:



Would you like to come to a tea party

Section 6

Can you write 3 letters that are...

vowels?

consonants?

Section 1

Mr Whoops has made TWO clumsy spelling mistakes in his sentence. Can you underline them and correct them?

Yesterday,
I had a terrible
accidant when I fell
off my bisycle.



Section 2

Can you add an adjective to this sentence?

The _____ snake slithered through the grass.

Any appropriate adjective.

Section 3

Underline all the verbs in this sentence:

James stirred the cake mixture, poured it into the tin and put it into the oven.



Section 4

Add a full stop, exclamation mark or question mark to the end of this sentence.

What big teeth you have, Grandma!



Section 5

Insert inverted commas into this direct speech sentence:



"Would you like to come to a tea party?" asked The Queen.

Section 6

Are the following letters consonants or vowels?

E

T

Section 1

Mr Whoops has made THREE clumsy spelling mistakes in his sentence. Can you underline them and correct them?

Yesterday,
I had a terrible
accidant when I fell
off my bisycle and
hurtled forwerds
into a field.



Section 2

Can you add two adjectives to this sentence?

The _____ snake slithered through the
_____ grass.

Any two appropriate adjectives.

Section 3

Underline all the verbs in these sentences:

James stirred the cake mixture, poured it into the tin and put it into the oven. He wanted to create a birthday surprise for his mum.



Section 4

Add a full stop, exclamation mark or question mark to the end of these sentences.

What big teeth you have, Grandma!



Had Little Red Riding Hood recognised him?

Section 5

Insert the correct punctuation into this sentence:



"Would you like to come to a tea party?" asked The Queen.

Section 6

Are the following letters consonants or vowels?

E


T

Y

Section 1

Mr Whoops has made FOUR clumsy spelling mistakes in his sentences. Can you underline them and correct them?

Yesterday, I had a terrible accidant when I fell off my bisycle and hurtled forwerds into a field. Luckily, I always remembur to wear my cycling helmet.



Section 2

Can you rewrite this sentence and add ambitious adjectives before each noun.

The snake slithered through the grass.

Any two ambitious adjectives added before the nouns snake and grass.

Section 3

Underline all the verbs in these sentences:

James stirred the cake mixture, poured it into the tin and put it into the oven. He wanted to create a birthday surprise for his mum because she was amazing.



Section 4

Add a full stop, exclamation mark or question mark to the end of these sentences.

What big teeth you have, Grandma!

Had Little Red Riding Hood recognised him?



Do you want to give your Grandma a big kiss?

Section 5

Create an accurately-punctuated direct speech sentence:

Accept either;



“ Would you like to come to a tea party?” said The Queen.

The Queen said, “Would you like to come to a tea party?”

Section 6

Can you write 3 letters that are...

vowels? **Accept any three vowels**

consonants? **Accept any three consonants**

Tiddalick the Frog

The following story is based on a traditional Aboriginal Dreamtime story about a frog called Tiddalick.

Once upon a time in the Dreaming, there lived a frog called Tiddalick. Tiddalick lived in the Wollombi Valley in the Creation era. He was a greedy frog. He wanted to be the biggest frog in all the land. One very hot day, Tiddalick became very thirsty. He wandered down to the billabong, where there was plenty of water. Tiddalick was so thirsty that he began to drink and drink and drink until all the water in the billabong was gone.




When all the other animals came to the billabong for a drink, they discovered that there wasn't any water left. They were so hot and thirsty too. They knew that it was the greedy frog, Tiddalick, who had drunk all the water. They became very angry at him. The animals knew that they had to get the water back somehow. If they wanted to get all the water out of Tiddalick and back onto the billabong, they would have to make him laugh. The wise owl suggested that if he laughed, all the water would come out.



First, the echidna tried to make him laugh. The echidna rolled down the hill into the dried up billabong. Tiddalick didn't laugh.


Next, the kookaburra, who was perched high up in the gum tree, pretended to fall out. Tiddalick still didn't laugh.



After that, the wombat started dancing some very funny moves. But still Tiddalick didn't laugh.


The animals were so confused that they didn't know what to do. They were still very thirsty.

Finally, the eel decided to give it a try. He danced and danced and danced until he tied himself into a big knot.



Suddenly, Tiddalick's mouth started to move. He could not stop laughing at the eel. He laughed so much that all the water came out, and ran back into the dried up billabong.

From that day, Tiddalick was never greedy again and he only drank what he needed.

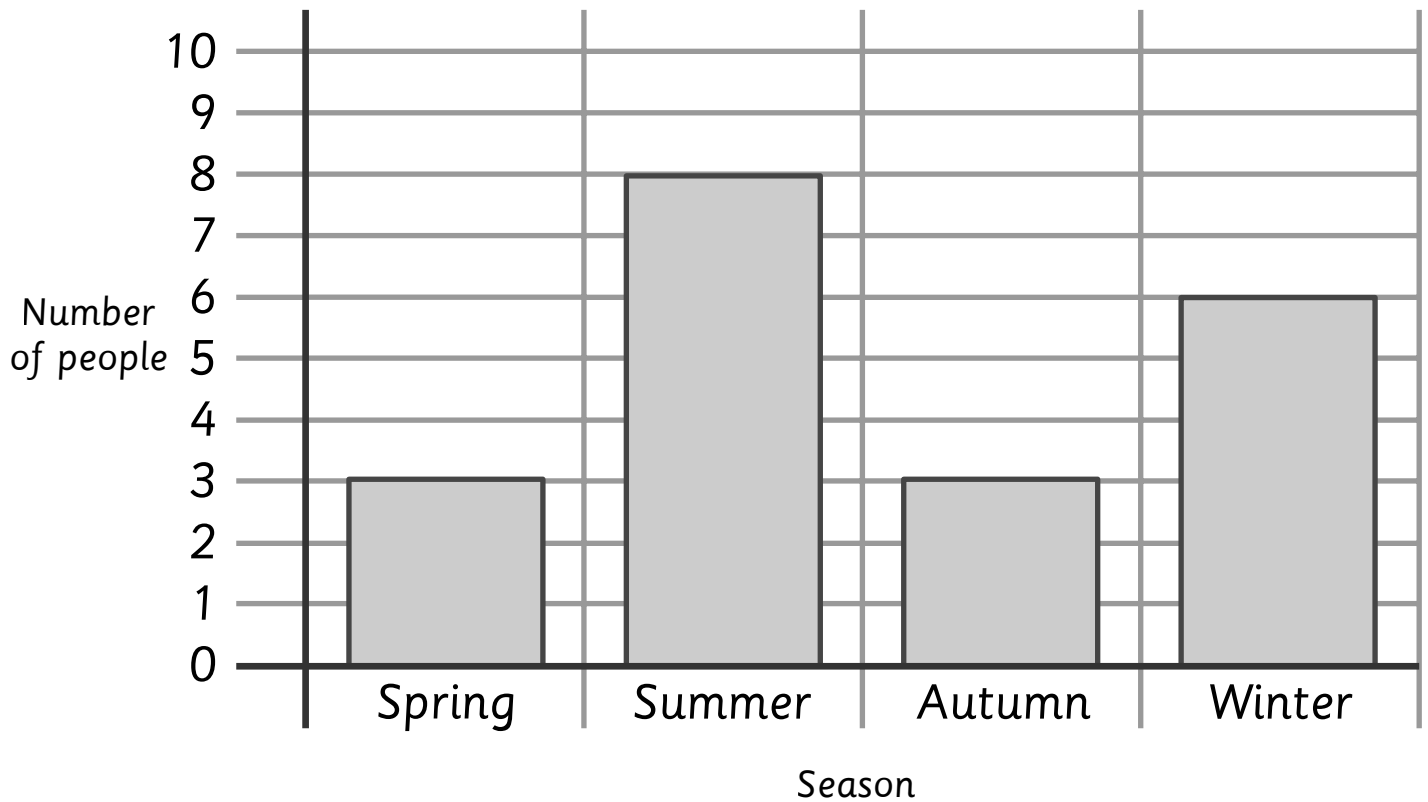




Name: _____ Class: _____

Twenty students were asked about their holidays.
Their answers are shown in the bar graphs.
Use the bar graphs to answer the questions.

Favourite Season for a Holiday

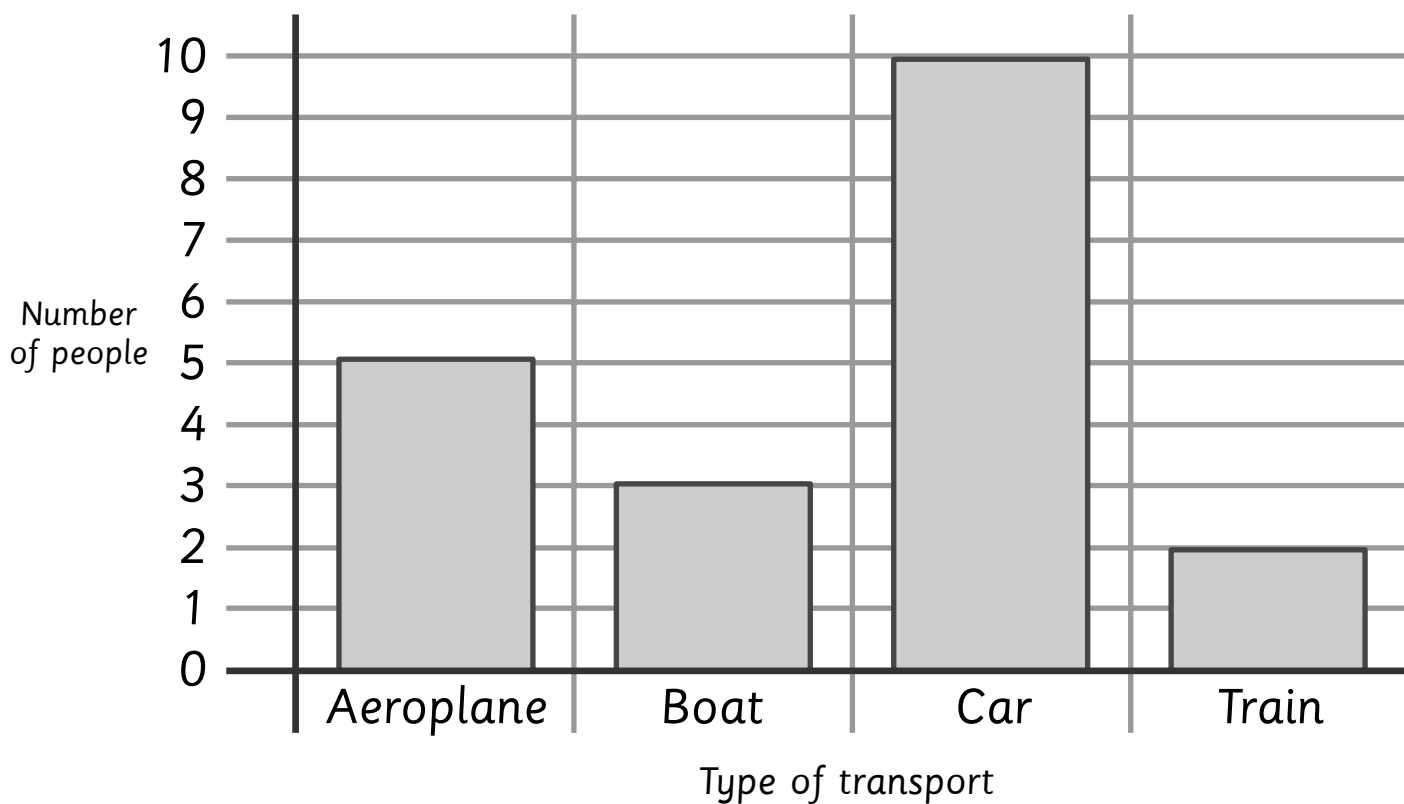


- 1 How many students chose the autumn as their favourite time to take a holiday? 3
- 2 How many students chose the winter as their favourite time to take a holiday? 6
- 3 How many students would rather take a holiday in summer than in winter? 2
- 4 How many students would rather take a holiday in summer than in spring? 5
- 5 In which season do most students like to go on holiday? summer



Name: _____ Class: _____

Favourite Way to Travel



- 6** How many students best like to travel by car? **10**
-
- 7** How many students best like to travel by boat? **3**
-
- 8** How many students would rather travel by aeroplane than train? **3**
-
- 9** How many students would rather travel by car than train? **8**
-
- 10** Which way to travel is the least favourite? **train**
-

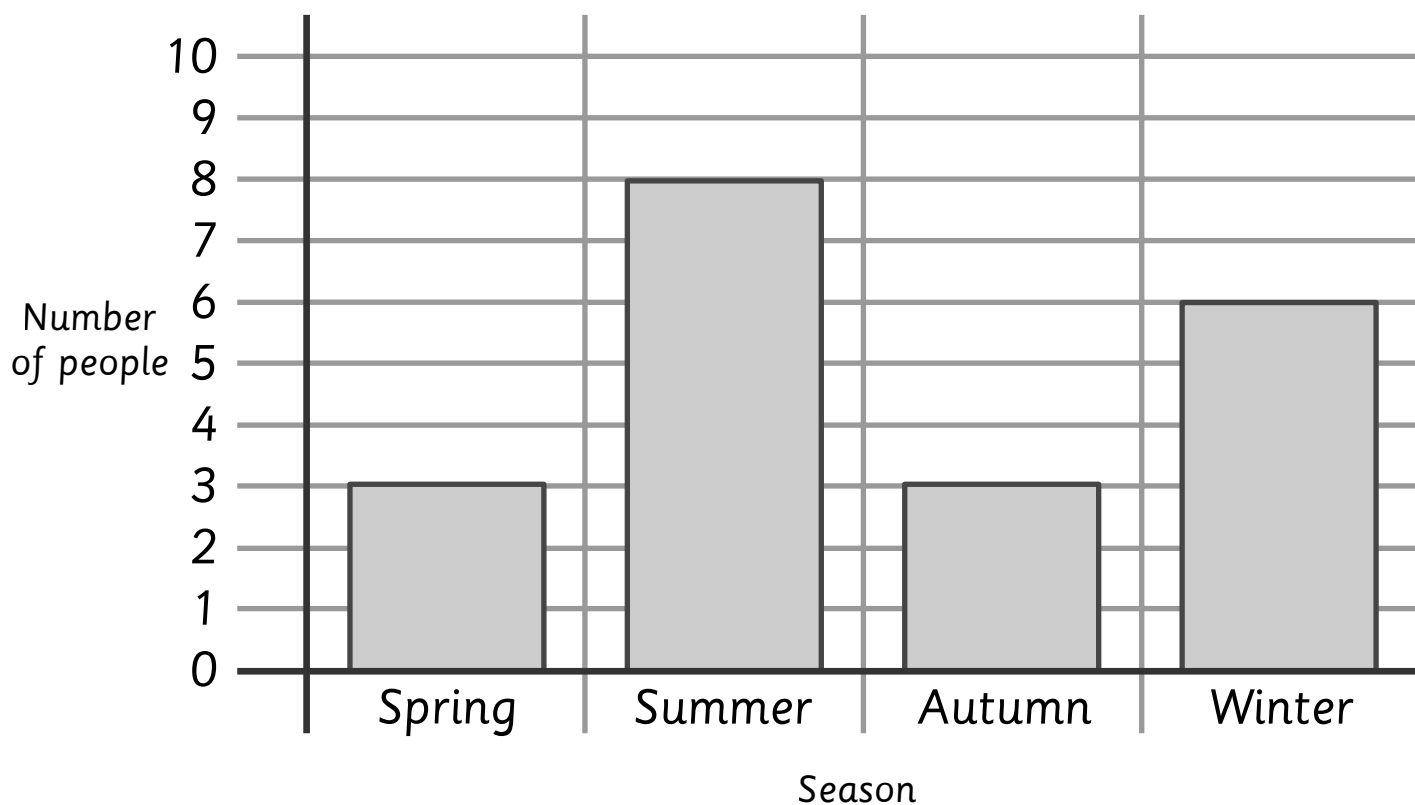




Name: _____ Class: _____

Twenty students were asked about their holidays.
Their answers are shown in the bar graphs.
Use the bar graphs to answer the questions.

Favourite Season for a Holiday

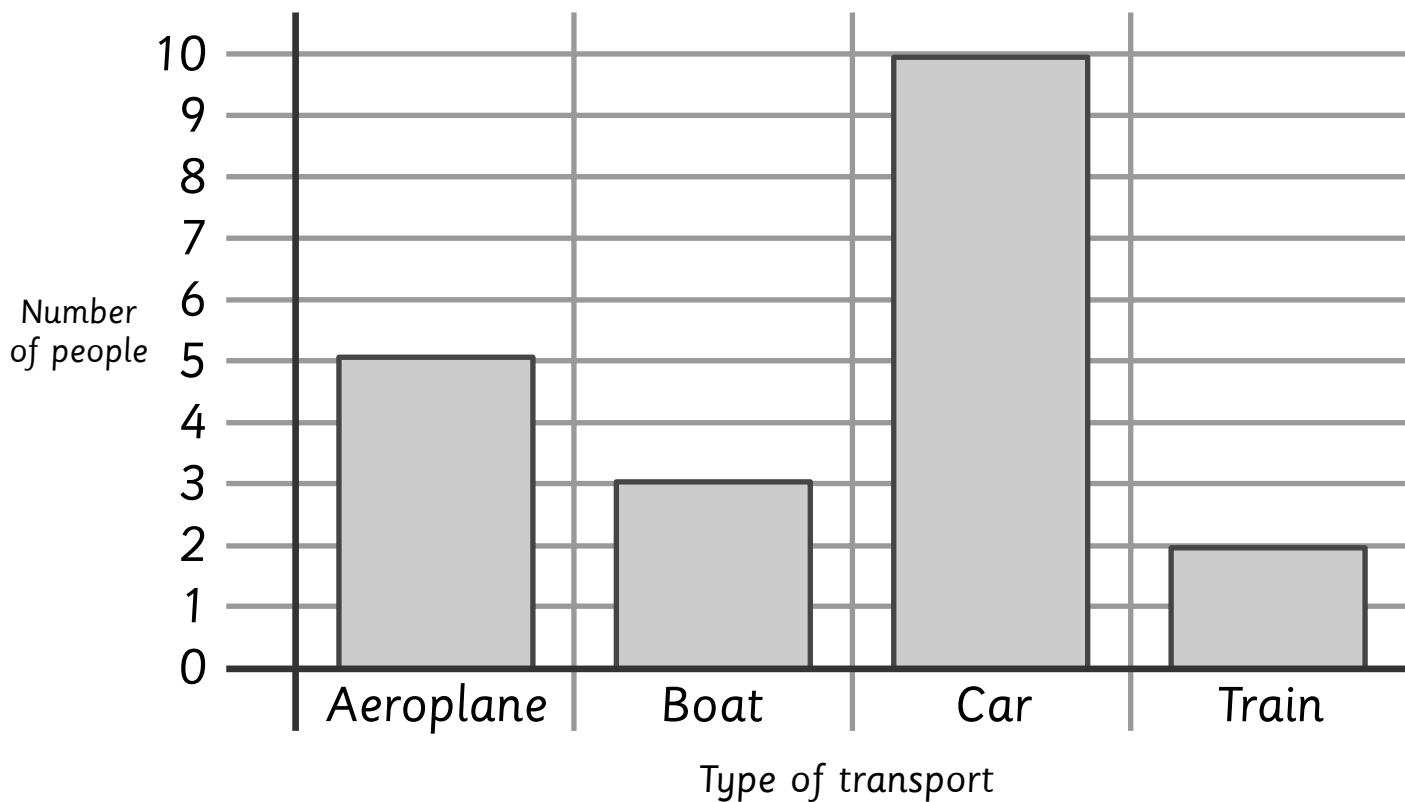


- 1 How many students chose the autumn as their favourite time to take a holiday? _____
- 2 How many students chose the winter as their favourite time to take a holiday? _____
- 3 How many students would rather take a holiday in summer than in winter? _____
- 4 How many students would rather take a holiday in summer than in spring? _____
- 5 In which season do most students like to go on holiday? _____



Name: _____ Class: _____

Favourite Way to Travel




6 How many students best like to travel by car?

7 How many students best like to travel by boat?


8 How many students would rather travel by aeroplane than train?

9 How many students would rather travel by car than train?

10 Which way to travel is the least favourite?



How does the main character feel in the story?



How does the main character feel in the story?



How the Kangaroos Got Their Tails

11 A long, long time ago, two kangaroos lived in the country
20 now known as Australia. The large, brown kangaroo was
30 from the plains and the smaller, grey kangaroo was from
41 the hills. One day, the grey kangaroo really wanted to eat
53 some wild bush honey, so he followed a swarm of bees to
65 their hive in the hole of a rock. The grey kangaroo reached
76 inside and pulled out a handful of gooey honey. It was
85 delicious and now the big, brown kangaroo also wanted
95 some for himself. The grey kangaroo told him to reach
108 his arm right into the back of the hole to get the tastiest
113 honey. The brown kangaroo did
121 this but all he pulled out was a
126 handful of spiders. He had
128 been tricked!



Quick Questions



1. How do you think the grey kangaroo was feeling when he followed the bees?



2. Which was the largest kangaroo?



3. Find and copy the word that means the same as the adjective 'sticky'.



4. Number these facts from 1 to 3 to show the order they appear in the text.

- The brown kangaroo pulled out a handful of spiders.
- The grey kangaroo followed the bees.
- The grey kangaroo ate some wild bush honey.

How the Kangaroos Got Their Tails

11 A long, long time ago, two kangaroos lived in the country
20 now known as Australia. The large, brown kangaroo was
30 from the plains and the smaller, grey kangaroo was from
41 the hills. One day, the grey kangaroo really wanted to eat
53 some wild bush honey, so he followed a swarm of bees to
65 their hive in the hole of a rock. The grey kangaroo reached
76 inside and pulled out a handful of gooey honey. It was
85 delicious and now the big, brown kangaroo also wanted
95 some for himself. The grey kangaroo told him to reach
108 his arm right into the back of the hole to get the tastiest
113 honey. The brown kangaroo did
121 this but all he pulled out was a
126 handful of spiders. He had
128 been tricked!



Answers



1. How do you think the grey kangaroo was feeling when he followed the bees?

Accept any sensible answer linked to the text, e.g. Hopeful that he would find some honey.



2. Which was the largest kangaroo?

the (large) brown kangaroo



3. Find and copy the word that means the same as the adjective 'sticky'.

gooey



4. Number these facts from 1 to 3 to show the order they appear in the text.

3 The brown kangaroo pulled out a handful of spiders.


1 The grey kangaroo followed the bees.






















2 The grey kangaroo ate some wild bush honey.



Name: _____ Class: _____





















Use the pictograms to answer each question.

 = 1
animal

Favourite Animal at the Fair											
Horses											
Cows											
Sheep											

- How many people said horses were their favourite animal at the fair?
10
- How many people said sheep were their favourite animal at the fair?
6
- How many more people liked horses than cows? 6
- Which animal was the most popular? horses
- Which animal was the least popular? cows

 = 2
competition
entries

Pie Competition Entries											
Apple											
Cherry											
Raspberry											

- How many apple pies were entered in the competition? 16
- How many cherry pies were entered in the competition? 14
- How many more apple pies were entered into the competition than raspberry pies? 6
- Which kind of pie had the most entries? apple
- Which kind of pie had the fewest entries? raspberry



Name: _____ Class: _____

Use the pictograms to answer each question.

Games Played at the Summer Fair													
☺ = 5 children	Lucky Dip	☺	☺	☺	☺	☺	☺	☺	☺	☺	☺	☺	
	Hoopla	☺	☺	☺	☺	☺	☺	☺					
	Coconut Shy	☺	☺	☺	☺	☺	☺	☺	☺	☺	☺		

- How many children played the Hoopla game? 35
- How many children played the Lucky Dip game? 55
- How many more children played the Coconut Shy game than the Hoopla game? 15
- What was the most popular game? Lucky Dip
- What was the least popular game? Hoopla

Children's Favourite Food at the Fair													
☺ = 10 children	Candy Floss	☺	☺	☺	☺	☺	☺	☺	☺	☺	☺	☺	
	Hot Dogs	☺	☺	☺	☺	☺	☺	☺					
	Toffee Apples	☺	☺	☺	☺	☺	☺	☺					

- How many children chose Candy Floss as their favourite food? 110
- How many children chose Toffee Apples as their favourite food? 55
- How many more children chose Candy Floss than Hot dogs as their favourite food? 40
- What was the most popular food? Candy Floss
- What was the least popular food? Toffee Apples





Name: _____ Class: _____

Use the pictograms to answer each question.

Favourite Animal at the Fair										
Horses										
Cows										
Sheep										

= 1
animal

- How many people said horses were their favourite animal at the fair?

- How many people said sheep were their favourite animal at the fair?

- How many more people liked horses than cows? _____
- Which animal was the most popular? _____
- Which animal was the least popular? _____

Pie Competition Entries										
Apple										
Cherry										
Raspberry										

= 2
competition
entries

- How many apple pies were entered in the competition? _____
- How many cherry pies were entered in the competition? _____
- How many more apple pies were entered into the competition than raspberry pies? _____
- Which kind of pie had the most entries? _____
- Which kind of pie had the fewest entries? _____



Name: _____ Class: _____

Use the pictograms to answer each question.

Games Played at the Summer Fair

☺ = 5
children

Lucky Dip	☺	☺	☺	☺	☺	☺	☺	☺	☺	☺	☺	
Hoopla	☺	☺	☺	☺	☺	☺	☺					
Coconut Shy	☺	☺	☺	☺	☺	☺	☺	☺	☺	☺		

- How many children played the Hoopla game? _____
- How many children played the Lucky Dip game? _____
- How many more children played the Coconut Shy game than the Hoopla game? _____
- What was the most popular game? _____
- What was the least popular game? _____

Children's Favourite Food at the Fair

☺ = 10
children

Candy Floss	☺	☺	☺	☺	☺	☺	☺	☺	☺	☺	☺	
Hot Dogs	☺	☺	☺	☺	☺	☺	☺					
Toffee Apples	☺	☺	☺	☺	☺	☺	☺					

- How many children chose Candy Floss as their favourite food? _____
- How many children chose Toffee Apples as their favourite food? _____
- How many more children chose Candy Floss than Hot dogs as their favourite food? _____
- What was the most popular food? _____
- What was the least popular food? _____



TRY IT TUESDAY SIDE PLANK



We did the Plank/Front Support in Week 1, this week we are 'trying' the Side Plank – start on your side with your feet together, one arm bent on the floor ready to support the body.

Push through your feet and elbow to raise your knees, hips and torso so you are in a straight line.

Time how long you can hold the plank without dropping your hips.

Harder: Do a straight arm side support

Easier: Place your knees on the floor and just raise your hips and torso

#HSGDailyChallenge



TRAIN IT THURSDAY ALTERNATE BALL ROLL



Crouch on the floor 1m from your wall, with one ball in each hand.

On 'go' you need to roll one ball at a time to rebound back off the wall, into your hand. Alternate your hands.

When you receive the ball back in your hand you get 1 point.

How many points can you get in 1 minute?

Harder: Stand up and throw the ball, use one ball but use alternate hands.

Easier: Use one ball, but still alternate your hands.

#HSGDailyChallenge



MOVE IT MONDAY SIT DOWN STAND UP



How many times can you sit down (crossed legged) and then stand up in a straight shape (arms straight up above your head)?


Make sure you sit down in a controlled manner on to a clear floor.

How many can you do in 1 minute?

Harder: Do the challenge without using your hands to get up off the floor.

Easier: Go to a crouch position instead of sitting down

#HSGDailyChallenge



WORK IT WEDNESDAY HOPSCOTCH SHUTTLE



You will need to lay out two markers about 3-5m apart.

On 'Go' you need to do your hopscotch shuttles, continuing back and forth for 3 minutes, but don't worry you will have a rest in between. Count how many lengths you do in this time.

1 minute working, 1 minute rest, 1 minute working, 1 minute rest, 1 minute working. Add up your scores from each 'working' minute.

Harder: Hopscotch backwards instead.

Easier: Choosing either hopping or jumping, or one length of each etc

#HSGDailyChallenge

#HSGDailyChallenge

FRIDAY FINISHER

Repeat all the activities and try to beat your score

and/or

Do the Friday Inclusive Challenge – found via
Hampshire SGOs Facebook page



Name:

Year Group:

School:



Who stole the Olympic Flag??????

- You can play this by yourself or with your family, to solve the mystery of 'Who stole the Olympic Flag?'

- Before you start you need 19 pieces of card/paper/cardboard – these will become your clues.



- Who stole the flag?** - On 6 pieces of your card you need to scribble red pen on one side, and then on the other side write a member of your family (1 person on each card) i.e. Mum, Dad, Nan etc, Don't forget to add your name!
- How did they get away?** - On the next 6 pieces of card you need to scribble green pen on one side, and then on the other side write the following (1 on each card) Car, Bike, Scooter, Running, Plane and Train
- Where is it hidden?** – On the next 6 pieces of card you need to scribble blue pen on one side, and then write the following on the other side (1 on each card) Bathroom, Lounge, Bedroom, Kitchen, Hallway and Garden.
- Your final piece of card is your 'note sheet' – copy the table below (or cut it out) to help you solve the mystery.

- Once you have your cards ready put them in a pile with the colours facing up. Without looking you need to remove 1 red, 1 green and 1 blue card from your pile. Put them somewhere safe as they hold the answer to your mystery – you will need to check these once you think you have the answer.
- Have a starting marker and leave your note sheet there. Place your remaining coloured cards at the other end of the space you are using. On 'go' you run up to your cards and look at one, you must turn it face down again and run back to tick off what you saw on your note sheet, then go again and keep on going until you solve the mystery.
- Eventually on your note sheet you will have one person left, one get away method left and one hiding place left and that will solve your mystery.
- Remember you are only allowed to look at one card at a time, and you must turn it face down again before you run back. If you turn a card over that you have already seen then you still have to run back to the beginning before you can look at another one.
- Rather than running each time, change the exercise – be creative (skipping, jumps, spider walks etc). If you finish before the 20 minutes is up, then have another go, remember to remove 3 cards first!
- Have a think about the colours on the back of your cards, how could they help you?
- Good Luck and have Fun!


Who stole it?	Get away method?	Where it's hidden?
1. Mum	1. Car	1. Bathroom
2. Dad	2. Bike	2. Lounge
3.	3. Scooter	3. Bedroom
4.	4. Running	4. Kitchen
5.	5. Plane	5. Hallway
6.	6. Train	6. Garden

Personal Skills - Focus for the week: "I see all new challenges as opportunities to learn and develop. I cope well and react positively when things become difficult"

ACTIVITY	DESCRIPTION (EACH ACTIVITY TO LAST 5 MINUTES)	MONDAY	TUESDAY	WEDNESDAY	THURSDAY	FRIDAY
<p>You can make your challenges harder or easier via the highlighted sections. Make sure you do the same version each time so you will know if you have improved</p>						
<p>MOVE IT MONDAY Sit Down Stand Up</p>	<ul style="list-style-type: none"> How many times can you sit down (crossed legged) and then stand up in a straight shape (arms straight up above your head)? Make sure you sit down in a controlled manner on to a clear floor. How many can you do in 1 minute? Do the challenge without using your hands to get up off the floor. Go to a crouch position instead of sitting down 					
<p>TRY IT TUESDAY Side Plank</p>	<ul style="list-style-type: none"> We have tried the Plank before; this week we are 'trying' the Side Plank – start on your side with feet together, one arm bent on the floor ready to support the body. Push through your feet and elbow to raise your knees, hips and torso so you are in a straight line. Time how long you can hold the plank without dropping your hips. Do a straight arm side support Place your knees on the floor and just raise your hips and torso 					
<p>WORK OUT WEDNESDAY Hopscotch Shuttles 2 markers</p>	<ul style="list-style-type: none"> You will need to lay out two markers about 3-5m apart. On 'Go' you need to do your hopscotch shuttles, continuing back and forth for 3 minutes, with 1 min rest in between. Count how many lengths you do in this time. 1 minute working, 1 minute rest, 1 minute working, 1 minute rest, 1 minute working. Add up your scores from each 'working' minute. Hopscotch backwards instead. Choosing either hopping or jumping, or one length of each etc 					
<p>TRAIN IT THURSDAY Alternate Ball Roll 2 balls & a wall</p>	<ul style="list-style-type: none"> Crouch on the floor 1m from your wall, with one ball in each hand. On go, you need to roll one ball to rebound back off the wall, into your hand. Alternate your hands. When you receive the ball back in your hand you get 1 point. How many points can you get in 1 minute? Stand up and throw the ball, use one ball but use alternate hands. Use one ball, but still alternate your hands. 					
<p>FRIDAY FINISHER TREASURE HUNT</p>	<ul style="list-style-type: none"> Find THREE (KS1) OR FIVE(KS2) items of treasure and get your partner to place them in the garden/room, 3m – 5m from a start line Make a blindfold and ask your partner to put it over your eyes Your partner should time how long it takes you to find the treasure and return it to the starting position Your partner should shout out directions to help you find the treasure and keep you safe! 					

Challenges should be done between 9am and 3pm – send through your results to your teacher in order to earn a point for your school.


These are some images to help show the children who the Australian Aborigines were, where they live, examples of their painting, on rocks, bark, paper and objects.







Dreamtime Story Plan



Aim: To plan a story in the style of a Dreamtime story.



Title:


Orientation:

Characters:


Setting:

Events:

Lesson:



Dreamtime Story Plan



Aim: To plan a story in the style of a Dreamtime story.



Title:


Orientation:

Characters:


Setting:

Events:

Lesson:



Dreamtime Story Plan



Aim: To plan a story in the style of a Dreamtime story.



Title:


Orientation:

Characters:

Setting:

Events:

Lesson:



- 1) a) *banana*
 b) *6 children*
 c) *grapes*
 d) *2 children*
 e) *14 children*
 f) *Children write a title that appropriately describes what the chart represents. For example, 'A Bar Chart to Show Class A's Favourite Fruits'.*
- 2) *Children demonstrate the correct drawing of a bar chart, including separate bars, and choose an appropriate scale.*



- 1) a) *They are both representing the same data. They have put the days of the week in the same order.*
 b) *The scales are different. The colours of the bars are different.*
 c) *Children could choose either as long as they explain with a mathematical reason relating to the scale.*



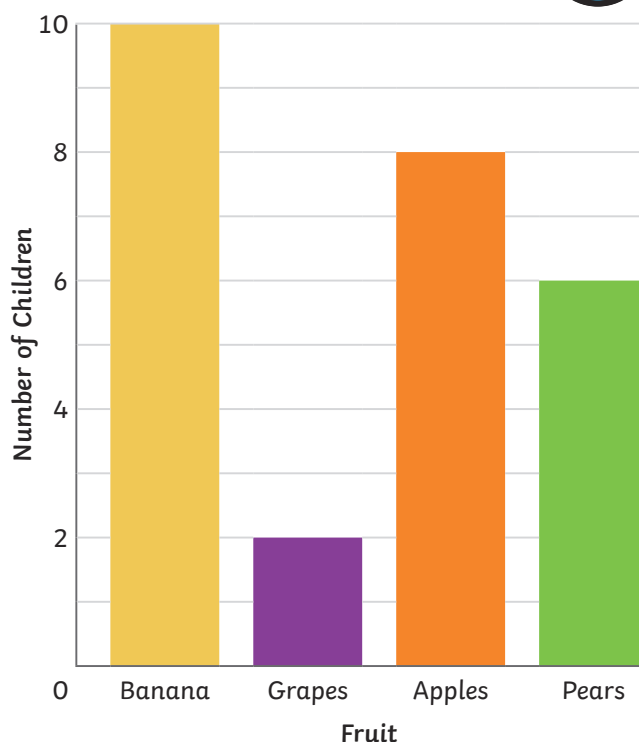
- 1) a) *False - the scale is in twos so there are four children with spring birthdays.*
 b) *No - the bar chart tells us how many birthdays there are in the summer. Although July is a summer month, there are other summer months as well. Therefore, the bar chart doesn't tell us how many birthdays there are in July.*
 c) *2 children*
 d) *28 children*
- 2) *Children demonstrate the correct drawing of a bar chart, including separate bars, and they choose an appropriate scale.*





1) The children in Class A carried out a survey to find their favourite fruits. They presented the data in a bar chart.

- a) Which fruit is the most popular?
- b) How many children chose pears as their favourite?
- c) What is the least popular fruit?
- d) How many more children chose bananas than apples?
- e) How many children chose apples and pears altogether?
- f) Write a title for the bar chart.




2) The table shows how many children in Class A attend each after-school club.

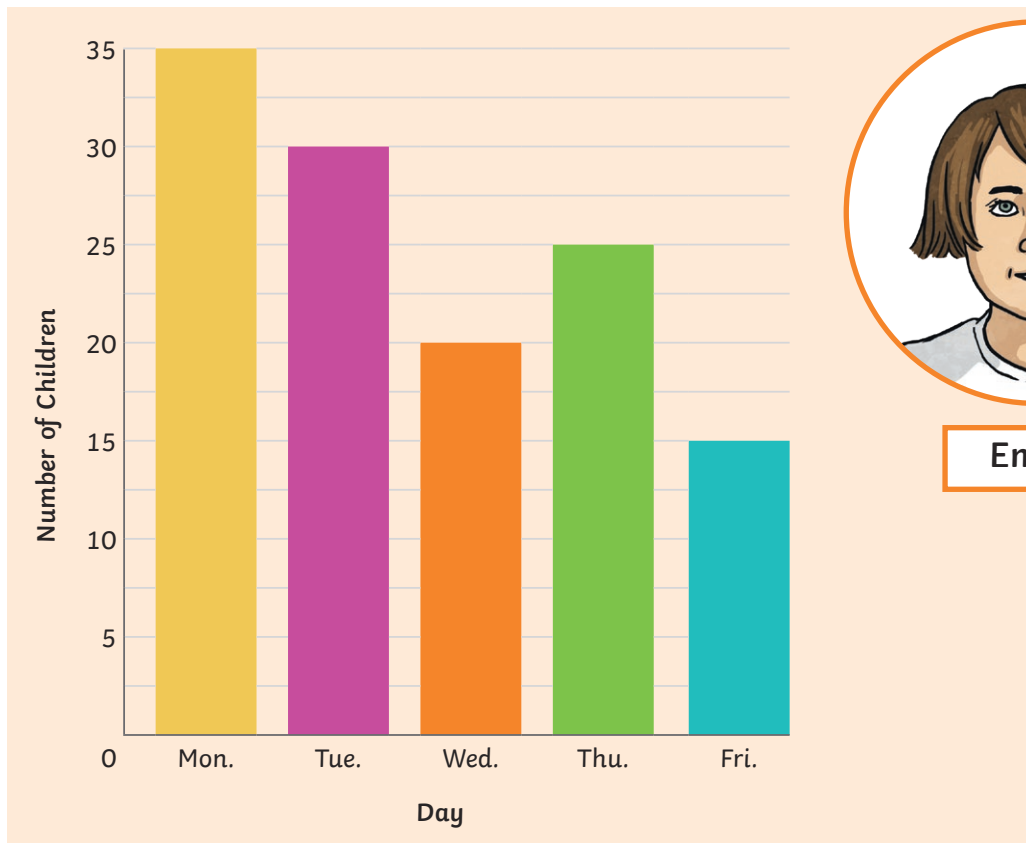
Club	Art	Football	Drama	Music
Total	11	12	8	9

Draw a bar chart to represent the information in this table.


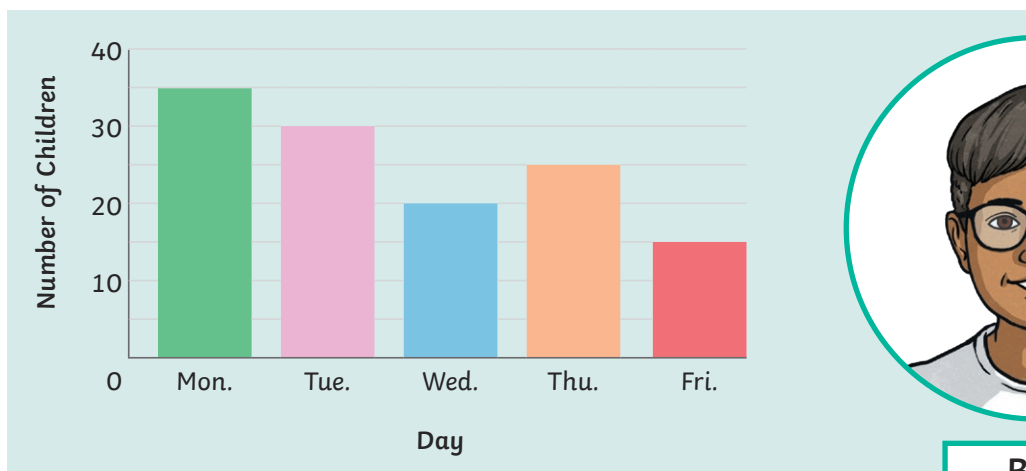
Think carefully about the scale you will choose.



1) Emily and Ben have both drawn bar charts to show how many children go to after-school club each day.



Emily



Ben

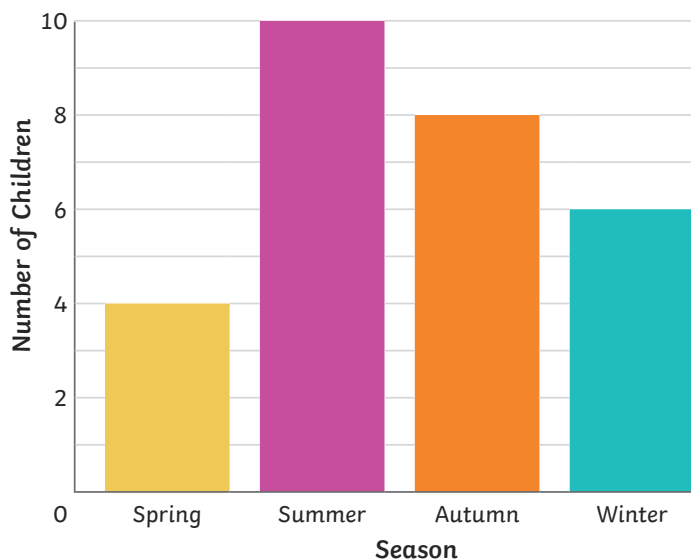
a) What is the same?

b) What is different?

c) Which bar chart do you think represents the data best? Why?



1) The bar chart shows what seasons the children from Class A were born in.



a) 2 children have birthdays in the spring. True or false? Explain your reasons.

b) Does the bar chart tell us how many birthdays are in July? Convince me.

c) What's the difference between the number of children born in autumn and winter?

d) How many children are in Class A altogether?

2) Draw a bar chart to show who was born in what season in your class.

Use what you know about bar charts to help you.

