

**Week (6.7.20 – 10.7.20) overview – Pirates**

Hello Year 5,

We hope you enjoyed your sports week last week and got to challenge yourself a bit with your sporty activities. This week we will be all at sea! We are going to be finding out about Pirates and all things at sea. As always, these activities are just suggestions and you may well have different and new ideas that you would like to use too. This is great. Make sure to send us in your work to show us what you have been up to.

We also are looking forward to our meet ups this week to see you all. We cannot wait to see you and enjoy some time together before the end of the school year.

We hope you enjoy this week and have fun!  
Many thanks and best wishes, The Year 5 team

<b><u>Day</u></b>	<b><u>Subject</u></b>	<b><u>Name of Activity</u></b>	<b><u>What are we learning?</u></b> <i>Description of what to do (only if needed – most of this is obvious from the sheet but look here if stuck)</i>
1	Spellings	High frequency spelling words	<b><u>Can I spell and understand the Year 5 / 6 spellings?</u></b> Use different strategies to learn the year 5 and 6 spelling words
1	Reading	Treasure Island Part 1	<b><u>Can I predict and summarise a chapter?</u></b> <a href="https://www.bbc.co.uk/teach/school-radio/english-ks2-treasure-island/zn4fpg8">https://www.bbc.co.uk/teach/school-radio/english-ks2-treasure-island/zn4fpg8</a>
1	Writing	The Strange Ship	<b><u>Can I use prepositions in my writing?</u></b>
1	Maths	Atlantic Pirates Ed City ( TF ☺)	<b><u>Can I calculate angles at a point on a straight line and ½ a turn (total 180°)?</u></b>
1	Art / Speaking and Listening	How to draw Jim Lad	<b><u>Can I listen and follow instructions?</u></b> <a href="https://www.bbc.co.uk/cbbc/watch/bp-jonny-duddle-draw-along">https://www.bbc.co.uk/cbbc/watch/bp-jonny-duddle-draw-along</a>
2	Reading	Treasure Island Part 2	<b><u>Can I retrieve information from a text?</u></b>
2	Writing	The Strange Ship	<b><u>Can I explore vocabulary and language to describe a scene?</u></b>
2	Maths	Atlantic Pirates (TF ☺) and Anchors Away (TF ☺)	<b><u>Can I calculate angles at a point and one whole turn (total 360°)?</u></b>
2	Science / DT	Waterproof a Pirate Ship	<b><u>Can I investigate how water proof different materials are?</u></b>
3	Reading	Treasure Island Part 3 and 4	<b><u>Can I interpret a character's thoughts?</u></b>
3	Writing	The Strange Ship	<b><u>Can I write a story around a pirate ship?</u></b>
3	Maths		<b><u>Can I use my mental calculation strategies?</u></b>

		Pirate themed mental calculations code breaker	
3	Art / DT	Pirate Ship	<b><u>Can I design and create a pirate ship?</u></b> Using cardboard boxes, cardboard tubes, lego or anything you have, can you create a pirate ship? If you like you could also test whether it floats!
4	Reading	Treasure Island Part 5 and 6	<b><u>Can I understand and respond to a text?</u></b>
4	Writing	Ben Gunn's diary	<b><u>Can I write from a character's point of view?</u></b>
4	Maths	Pirate themed Mental Calculations	<b><u>Can I use mental strategies for subtraction?</u></b>
4	Art / Maths	Treasure Maps	<b><u>Can I explore coordinates to create treasure maps and designs?</u></b> Create a treasure map using your knowledge of co-ordinates. You could maybe tea stain it to make it look even more authentic.
5	Reading	Fri-yay reading	<b><u>Can I enjoy my reading?</u></b> Spend time enjoying your reading today. It could be a magazine, a non-fiction book or listening to an audible book on amazon audible. (see links). You might like to listen to and finish the Treasure Island story you have been reading this week.
5	Writing	Message in a bottle	<b><u>Can I write about myself?</u></b> Make the bottle to create a message in a bottle if you would like to. How could you make your letter like it has been out a sea for a long time?
5	Maths	Multiplication Skills catch up	The Master and Master Master question sheets have been included in this pack – can you do them each correctly? Can you do them in less than 5 minutes? Then use Mathletics or Education city (see below) <b><u>Can I practice an area of learning I am finding hard?</u></b> <b>USE MATHLETICS FOR THIS – NOTHING IN THE PACK TO GO WITH THIS</b> Use Mathletics to work on an area of learning you find challenging – fractions perhaps or converting measures – two areas that many of you find a challenge.
5	Art / Science	Fizzy Pirate Coins	<b><u>Can I investigate how different materials react together?</u></b>
5	Spelling	Spelling test	<b><u>Can I spell this week's spelling words?</u></b> Ask someone to test you on this week's words. Can you say the words in a sentence?

#### **Useful Websites to accompany the learning for this week**

<b><u>Description</u></b>	<b><u>Link</u></b> – easy to click on an onscreen copy, but if working from a paper copy the TinyURL will take you to the same place and is less complicated to type in	<b><u>Tiny URL</u></b> – shorter link, easier to type in if working from a paper copy
BBC Treasure Island Story	<a href="https://www.bbc.co.uk/teach/school-radio/english-ks2-treasure-island/zn4fpg8">https://www.bbc.co.uk/teach/school-radio/english-ks2-treasure-island/zn4fpg8</a>	<a href="https://tinyurl.com/y7n5sanw">https://tinyurl.com/y7n5sanw</a>
BBC Art drawing tutorial	<a href="https://www.bbc.co.uk/cbbc/watch/bp-jonny-duddle-draw-along">https://www.bbc.co.uk/cbbc/watch/bp-jonny-duddle-draw-along</a>	<a href="https://tinyurl.com/yae9ch5t">https://tinyurl.com/yae9ch5t</a>

**Can I spell and understand year 5 / 6 spelling words?**

competition  
 conscience  
 conscious  
 controversy  
 convenience

correspond  
 criticise  
 curiosity  
 definite  
 desperate

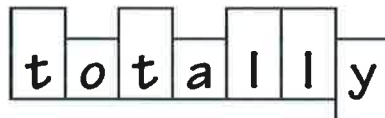
Use strategies that you enjoy to help learn and understand these words for this week:

**Quickwrite:**

Writing the word as many times as you can in 2 minutes.

**Drawing around the word to show the shape**

Draw around the words making a clear distinction in size where there are ascenders and descenders. Look carefully at the shape of the word and the letters in each box. Now try to write the word making sure that you get the same shape.



**Drawing an image around the word**

This strategy is all about making a word memorable. It links to meaning in order to try to make the spelling noticeable.



Look, cover, say, write and check	Day 1	Day 2	Day 3	Day 4	Day 5
competition					
conscience					
conscious					
controversy					
convenience					
correspond					
criticise					
curiosity					
definite					
desperate					

## Can I predict and summarise a chapter?

Watch the first part of Treasure Island on:

<https://www.bbc.co.uk/teach/school-radio/english-ks2-treasure-island/zn4fpg8>

The words are printed below as well.

After watching and listening to the first part of the story, think about what you expect the rest of the story to be about. What words below do you need to find out what they mean? How would you summarise the first chapter:

# Treasure Island

---

## 1. Jim Hawkins and *The Admiral Benbow*

- Narrator:** Ah, the beginning. A quiet English pub by the sea on a perfect, peaceful morning. *The Admiral Benbow* Inn looks out across the Bristol Channel. Jim Hawkins, twelve years old, all but runs it himself. His father's died. His mother's exhausted. Jim dreams of adventure, something to take him out of this dull workaday existence, when an old sailor, with a pigtail, a sabre cut on one cheek and a large mysterious sea-chest, comes looking for lodgings.
- Billy Bones:** 'In the heart of the blue Caribbean...'
- Jim:** Good morning, sir.
- Billy Bones:** This be a handy cove. Much company, my young mate?
- Jim:** Company, sir? No. No, sir.
- Billy Bones:** Come here boy. Closer. D'you see this?
- Jim:** Yes, sir.
- Billy Bones:** There's one of these every month for ye - if ye keep a weather-eye open for a sea-faring man with one leg. One leg - ya hear me?
- Jim:** One leg? I'll keep a look out, sir.
- Billy Bones:** You call me cap'n. Hmm?
- Jim:** This way, captain.
- Billy Bones:** Now lend a hand with this here chest. I'm a plain man. Rum and bacon and eggs is what I want. Mainly rum. 'Yo ho ho and up she rises, yo ho ho and up she rises...'
- Narrator:** So the mysterious sailor comes to stay. And Jim keeps his weather-eye open. The weeks pass, and then one day another stranger arrives, thin and tall, with his legs intact - but with fingers missing. The stranger's name: Black Dog. Black Dog tells Jim he has come to see his old ship-mate Billy and talk square. But they're not friends, it seems...

**Black Dog:** You're a dead man walking!

**Billy Bones:** And you're a scurvy dog! Away with ye!

**Narrator:** Black Dog limps away wounded. The Captain struggles to his feet. He has the look of a man who has much to fear. Next day another stranger turns up - a blind beggar. He slips into the inn, and presses a piece of paper into the captain's hand.

**Billy Bones:** Agghh! Tis the Black Spot!

**Jim:** Captain?

**Mother:** Jim, Jim! What's happening?

**Narrator:** But before Jim can find out more, the beggar's gone - and the captain has fallen to the floor, stone cold dead. Turns out the captain - Billy Bones, his real name - is on the run from his old pirate crew. They're after something. Something he's hidden.

**Mother:** Oh Jim, we shouldn't.

**Jim:** I've searched the room, nothing. Whatever they want must be in here.

**Mother:** Oh my! What a fine suit of clothes.

**Jim:** He would have smelled better if he'd worn them. He did have money!

**Mother:** Uh! Didn't pay us a penny, mind. And me just lost your father.

**Jim:** Take the lot. Let's be going!

**Mother:** I'll have my dues and not a farthing over. Mmm, is that gold?

**Narrator:** As his mother tries to extract her rent from the bagful of doubloons, guineas and...

**Mother:** Pieces of eight! Very nice!

**Narrator:** ...Jim finds an old parchment. But before he can look at it, the pirates attack!



# Reading Summary Sheet

My summary of the episode:

My predictions:

Selected words and phrases and what I think they mean:

Links I can make with other texts I have read or seen:

Any other notes:

Can I use prepositions in my writing?



Discuss or talk about these questions with someone. You could write down your answers if you wish to.

**What is it that is so strange about the ship?**

**Who do you think the crew are?**

**How old do you think the ship is?**

**What do you think the number 13 on the flag means?**

**What do you think the bell is used for?**

**Is there anything else strange that you notice about the picture?**

A preposition is a word that shows the relationship between one thing and another.

It may tell you where a thing is in relation to something else.

E.g. The ghost ship can be seen through the fog.

It may tell you when something is in relation to another event

e. g. The ship cannot be seen until after midnight.

Task:

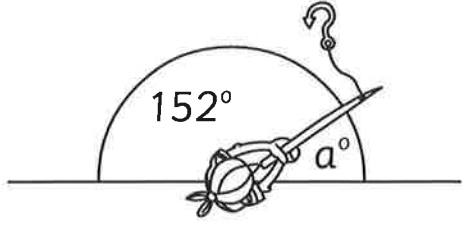
Write 3 sentences that contain prepositions about this picture that use prepositions?



Name: \_\_\_\_\_ Class: \_\_\_\_\_

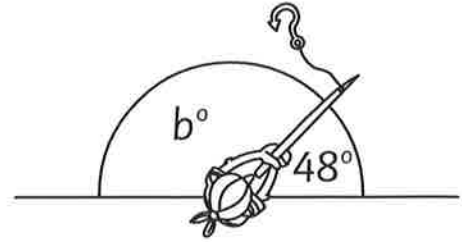
Sten and Stig are having a competition to see who can win the hidden treasure.  
Help them work out the missing angles.  
The first one to finish wins the treasure!

1 Here is Sten's first turn.



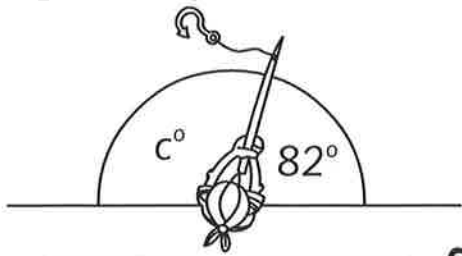
a = \_\_\_\_\_ °

2 Now it's Stig's turn.



b = \_\_\_\_\_ °


3 Sten's second turn.



c = \_\_\_\_\_ °




4 Stig's next turn.



d = \_\_\_\_\_ °

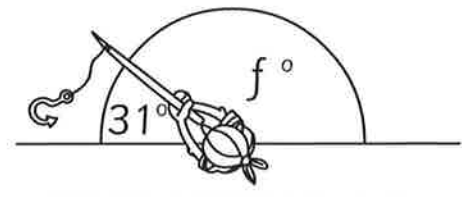


3 Sten's final turn.



e = \_\_\_\_\_ °

4 Stig's last turn.



f = \_\_\_\_\_ °

Who has won the treasure? Mark a friend's work and write the scores below.

(a) Sten scored \_\_\_\_\_

(b) Stig scored \_\_\_\_\_

Who won? Draw the winner with the treasure he found on the back of this sheet.

### Can I retrieve information from a text?

Listen or read part 2 of Treasure Island. The text is written out on the next page.

Answer the questions below:

1. What happens to the pirates who were attacking the inn, once Jim and his mother escape?
2. Why does Jim seek refuge with the Squire?
3. Why does the Squire decide to go on a voyage?
4. What happened to the blind beggar whose visit to Billy Bones had led to the old Captain's death?
5. For what reason is Dr Livesey afraid of the Squire?
6. Do you think Dr Livesey is right to be concerned about the Squire?
7. Why does the reason for their voyage need to be kept secret?

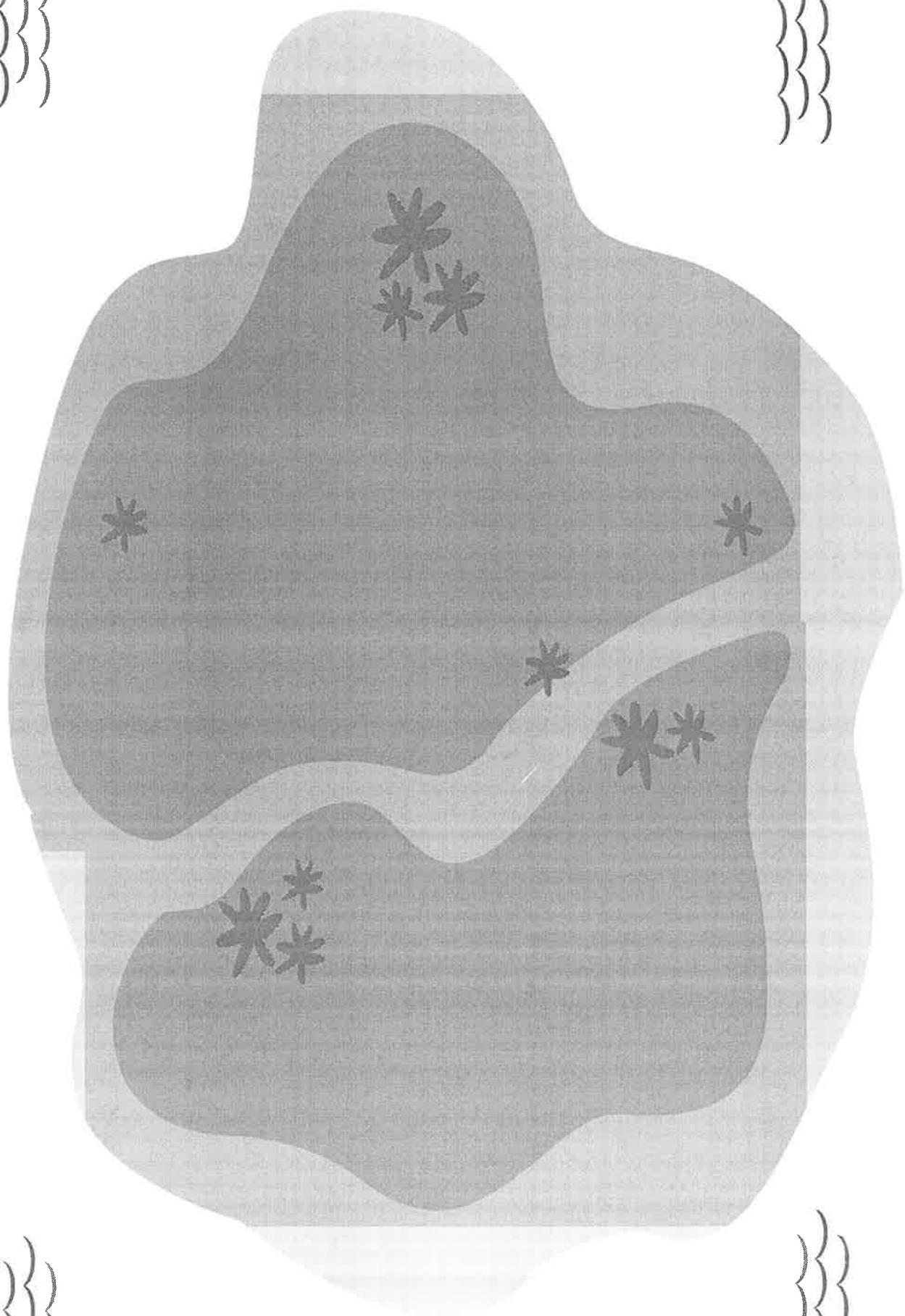
Now draw your own version of what you think the treasure map looks like. Add features to the island such as trees, mountains, rivers, any buildings, the location of the treasure etc and label these. Add pirate-style instructions for how to find the treasure (find a rock shaped like a bird...take one hundred steps left...etc) We have included our own map for inspiration.


# Treasure Island

---

## 2. The Squire and the treasure map

- Narrator:** As the strangers lay siege to the *Benbow Inn*, Jim and his mother escape with their lives and make it to the local squire's house. Squire Trelawney sends the militia to deal with the pirates and then, with the help of Jim's friend, Doctor Livesey, they inspect Billy Bones' parchment. It's a map. The key to Captain Flint's treasure - the greatest pirate hoard in the world.
- Squire:** Livesey, you can give up being a doctor. And you young Jim, you can forget the *Benbow Inn*. In three weeks time we shall have the best ship and the choicest crew in England. I shall be admiral. You shall be doctor. Jim shall be cabin boy - and -
- Messenger:** Squire - the blind beggar is dead. Your horses rode him down and killed him. It was an accident.
- Mother:** It is a shame, that's for sure.
- Squire:** I regard it as an act of virtue, Ma'am, like killing a cockroach. The others?
- Messenger:** All escaped, sir, slipped away into the night.
- Mother:** And that is a shame too.
- Squire:** Dashed shame. But where was I? Yes, yes, yes... The treasure! We shall find the treasure and bring it home! What do you think of that, young Jim?
- Jim:** I shall do my best not to let you down, Squire!
- Mother:** He'll be a credit to the undertaking.
- Squire:** Yes, jolly good show.
- Dr Livesey:** There's only one man I'm afraid of.
- Squire:** Who's that? Name the dog, sir!
- Dr Livesey:** You! For you cannot hold your tongue.
- Squire:** Well...
- Dr Livesey:** We must none of us go alone until we get to sea - and from first to last, sir, you must not breathe a word of what we've found.
- Squire:** Dr Livesey, you're in the right of it as always. But worry not. I shall be as silent as the grave. More brandy? To the treasure!
- Jim:** **To the treasure!**





Can I explore vocabulary and language to describe a scene?

Think about words and language that you can use to describe this scene to someone who cannot see it. What words or phrases would you use to describe it? Think about where the ship is, the feelings that you get from the scene and the sights, smells and sounds of this ship. Think about use similes or metaphors to further describe what you can see.

Put these ideas into a descriptive paragraph about the ship. Here is an example to help inspire you...

Through the swirling, mystical mist, the ship oozed across the water. Its gentle ringing bell and billowing sails crept across the night air. Like octopus' tentacles, the rigging and lights cobwebbed around the ships masts. Lights glowed into the night sky, winking across the icy, misty waters. What were these creatures that peered from the decking? Creatures that didn't appear of this world. Stood still, watching, waiting...Only the moon was watching, only the moon saw them appear.





Name: \_\_\_\_\_ Class: \_\_\_\_\_

Calculate angles a, b, c and d.  
Remember there are 180 degrees in a straight line!

**1**

$a = \underline{\hspace{2cm}}^\circ$

**2**

$b = \underline{\hspace{2cm}}^\circ$

**3**

$c = \underline{\hspace{2cm}}^\circ$

**4**

$d = \underline{\hspace{2cm}}^\circ$

Remember there are 360 degrees in a circle!

**a** If  $225^\circ$  in a circle are shaded, how many degrees are unshaded?

**b** If  $43^\circ$  in a circle are unshaded, how many degrees are shaded?

**c** To make a special hat, Sten cut  $20^\circ$  out of a circle. How many degrees were left in his circle?



### Circle thoughts!

On the back of this sheet, work with a partner and think about a car.

Make a list of all the circular things you can think of on a car. If each circle has 360 degrees, how many degrees would that be altogether?



# Waterproof a Pirate Ship



You will need:

paper with a picture on it



materials such as kitchen roll, plastic, bubble wrap, tissue paper cut into squares



glue



squeezy water bottle



water



## Method:

1. Draw your pirate ship.
2. Place the squares of material over the picture using glue.
3. Spray water over the picture and observe any changes to the picture.



## The Science Bit



**Investigation!** Does it make a difference if you use more than one layer of the materials that were less good at repelling water?

Can you cut some shapes out of the plastic, stick them on paper and paint over the top to make a picture?

Can you think of any natural waterproof materials?



Can I interpret a character's thoughts?

Watch / read part 3 and 4 of the Treasure Island story. (written out below). Think about the character of Long John Silver. Write a list of his good and bad points. You might like to add to this over the next few episodes as well. If you were Jim, would you trust him?

After watching part 4, think about what each character is thinking at this point. Write down your ideas on each of the thought bubbles:

**What is each of the characters thinking?**

The worksheet contains four cartoon characters, each with a thought bubble. The characters are Long John Silver (top left), Jim Hawkins (top right), Nemo (bottom left), and Dr. Livesey (bottom right). The thought bubbles are empty, intended for students to write their interpretations of the characters' thoughts. The text 'What is each of the characters thinking?' is written vertically on the right side of the worksheet.

# Treasure Island

---

## 3. Long John Silver and the *Hispaniola*

- Narrator:** Three weeks after Jim Hawkins escapes the pirate gang with Billy Bones' treasure map, he arrives in Bristol on a hot Sunday morning. What a city. The gateway to the Oceans of the World. Tea, sugar, cotton, coffee, slaves - aye, slaves - fill the streets and the docks. The great masts of a dozen fleets tower over the quays. Sailors, travellers, the rich and the poor throng the busy streets all of them hungry for money or food - or adventure.
- Jim has a note - he must find a Mr Silver who will show him to the Squire's ship. Jim finds him all right down on the quayside - and there's a shock, for as he comes up behind the man, he sees he has only one leg. Could this be the pirate, so feared by Billy Bones?
- Jim:** Mister... Silver... sir?
- Long John Silver:** Silver? Long John Silver you be intending to say, I'm sure, and who may you be?
- Narrator:** Jim stares up. Tall and strong, with a face as big as a ham, intelligent and smiling, Long John Silver winks down at him. Jim relaxes - this man's no pirate.
- Jim:** Jim Hawkins, sir. Cabin boy to the new ship.
- Long John Silver:** Is that so?
- Jim:** Squire Trelawney's ship. Sir.
- Long John Silver:** Well, pleased I am to see you my boy. I'm ship's cook - and now you're come, we must go aboard. Hop in now.
- Narrator:** With a graceful turn and a jump, Silver's down into a little boat, untying the rope and preparing to row. Jim joins him - and off they go into the teeming waters of the docks. Silver rows strongly, the oars biting at the choppy sea, till at last they tie up to a ship - as pretty a schooner as you could ever want **to sail** the world in.
- Long John Silver:** There she is, boy. Your home for the next year - if we're lucky.

Jim: What's she called?

Long John Silver: The *Hispaniola*. Does she please you?

Jim: Wow!

Long John Silver: First voyage?

Jim: First time on a boat, sir!

Squire: Ahoy, Silver!

Long John Silver: I'll soon make you a pirate, sailor.

Squire: Bravo, young Jim. Welcome aboard! The ship's company's complete!

Jim: When do we sail, Mr Trelawney?

Squire: Tonight, my boy, on the midnight tide!

Sailor: Heave, heave ho.

Long John Silver: Up you go...

Jim: Wo-ho!

Sailor: Put yer backs into it, ya bunch of milk-sops!

Narrator: Jim scrambles aboard, finds his hammock and stows his stuff.

Sailor: Mind yer heads you idle dogs!

Narrator: Then he climbs up the rigging to watch the ship being readied.

Sailor: Black powder twenty barrels!

Narrator: Barrels, crates, boxes, chickens...

Sailor: Watch what you're doing with that goat yer scrawny no good landlubber!

Narrator: ...goats - the crew stow everything frantically below decks as the sun sets.

 Sailor: Pull lads pull!

**Narrator:** And what a crew they are: men, women, pigtails, shaven heads, terrifying tattoos, pierced ears and tongues, hooks for hands, wooden arms, the whole lot representing every race, every nation, every colour in the known world.

Squire Trelawney appears at his side.

**Squire:** What charming chaps they are, don't you think, young Jim?

**Jim:** Hello, sir. They look rather frightening to me.

**Smollett:** Aye, my thoughts entirely.

**Squire:** Captain Smollett - I don't care for him. He does go on...

**Smollett:** I wouldn't take a single one of those blackguards on a trip like this...

**Squire:** Told you!

**Smollett:** But then - I'm just the captain - my voice doesn't seem to count for very much on this matter.

**Squire:** Now, now, Smollett. Beggars can't be choosers as you well know. Every one of these fine sailors has been hand-picked by Long John Silver himself. And as far as I'm concerned the man's an absolute gem.

**Narrator:** As if on cue, Long John Silver appears in the hatchway below, grinning. On his shoulder sits a large green parrot, its button eye staring coldly. Silver takes off his hat in an extravagant salute:

**Long John Silver:** If it please you good gentlemen, the provisions is stored and we be all ship-shape and ready to cast off. Sir.

**Smollett:** Thank you, Silver. Prepare to cast off - forward and aft! All ashore who's going ashore!

**Sailor:** Steady, steady, let her be.

**Narrator:** Jim breathes deep with excitement, the salt-wind blowing his hair. Behind him Long John Silver leans against a mast, and nods to himself, smiling. His parrot calls out: 'Pieces of Eight! Pieces of Eight!'

That parrot's cry would echo in Jim's dreams for many years to come.



# Treasure Island

---

## 4. The voyage and the apple barrel

- Narrator:** So the good ship *Hispaniola* strikes out westward across the Atlantic in search of adventure - and treasure! There's fair weather and foul, and a couple of hands are lost overboard, but life is cheap at sea and apart from that the voyage is uneventful. The sails go up, the sails are trimmed, the sails come down, and the waters of the deep blue carve shapes along the good ship's hull. Jim makes great friends with Silver and visits him often in the galley:
- Parrot:** It'll end in tears! It'll end in tears! Who's the parrot now then? Who's the parrot now then? Silver and gold! Silver and gold!
- Jim:** I've cleared the captain's cabin and ground the coffee for breakfast. Just the pots now.
- Long John Silver:** Come away, Jim Hawkins, and have a yarn with me. Sit you down now and hear the news. Cap'n Flint here was just predicting success to our voyage. Wasn't you cap'n?
- Parrot:** Stand by to go about!! Pieces of Eight! Pieces of Eight!
- Long John Silver:** I can't disagree with him, Jim, he's never been wrong afore. Here you go...
- Jim:** Why do you call him Captain Flint?
- Long John Silver:** Ah, well now. I named him Flint after the famous buccaneer...
- Jim:** I thought Captain Flint was an evil man, a monster.
- Long John Silver:** A monster? Damn your eyes, Jim, you'd be a lucky wheelk to say that and live if Flint could hear you. Though - he was a monster right enough. Most wicked pirate that ever lived. Cut more throats than I've cooked hot dinners. Struck terror across the whole Caribbee. Pass me that other knife. Ta. Flint wore out the plank he made so many walk off it to their deaths. So I'm told, mind. Not that I'd know.
- Jim:** You met him?
- Long John Silver:** Never had the pleasure, I'm sure. Now come on, you little scallywag, I'll help you with those pots.

**Narrator:** Such is the atmosphere on the voyage, such the spirit, that neither Jim, nor Squire Trelawney, nor Dr Livesey himself suspects the terrible truth about the crew. The awful secret they are all concealing. The discovery is only made at the last minute, by chance - by young Jim himself - on the last day of the outward journey...

The *Hispaniola* has arrived by night in the very seas where the island is marked on the treasure map. A hush fills the ship as each man scours the horizon, searching for land, and thinking of the possibilities of the morrow. Jim heads up on deck to grab an apple from the big barrel. He reaches in too far - and falls to the very bottom. Then he hears voices - and what he hears stops his scrabbling dead.

**Sailor 1:** I think we should do it tonight.

**Sailor 2:** You'll stay quiet till I give the word. And not till we spy land.

**Narrator:** What he hears makes his heart sink and his breath race and his body tremble.

**Long John Silver:** When the time comes boys, we'll let her rip! We'll take the ship, kill them as ain't square with us, and dig up old Flint's treasure.

**Narrator:** Silver is talking mutiny with a bunch of the crew. Arguing over when they should take over. Arguing over who gets to kill Trelawney and who gets to kill Captain Smollet. And Silver himself is the one in charge...

**Jim:** ...the blood thirstiest pirate of them all...

**Long John Silver:** Only one thing I claim - Squire Trelawney! I'll rip his calf's head off his body with these here hands boys! Now then young Dick, you jump up like a good lad and get me an apple from that barrel...

**Narrator:** As the footsteps approach the barrel, Jim's eyes bulge in fear, he takes a breath, ready to leap and run when -

**Sailor:** Land ahoy! Land ahoy!

**Narrator:** The men on deck all rush to the side to peer into the gloom. Jim pops out of the barrel unseen and slips away.

 **Sailor 1:** It's Skeleton Island all right!

Sailor 2                    We're here!

Sailor 3:                    Treasure Island, me lads!

Narrator:                    A great cheer fills the ship. In the darkness, Jim finds Captain Smollett, Dr Livesey and the Squire in the cabin and tells them his terrible news. They work out the numbers - there are only seven sailors including themselves they can trust. Which leaves nineteen pirates against them.

Sailors singing:            'Yo ho ho and up she rises, yo ho ho and up she rises...'

Jim:                            What's happening?

Smollett:                    That, I may believe, is the sound of the Jolly Roger being raised.

Jim:                            What are we going to do?

Dr Livesey:                    A very good question my boy. A very good question indeed.

Can I write a story about a ship?

Shrouded in a veil of sea mist, the ghostly galleon swept through the black ocean waves. One minute you saw her, the next you didn't. She was like no other ship. Blink, and you missed her...

Carry on this story, to tell the tale of this ghostly ship. Where might they be going? What might the crew be waiting for?



# Pirate-Themed Mental Calculations Code Breaker



Use the code breaker to reveal the pirate-themed words.

Find the words you reveal in the word search.

a	b	c	d	e	f	g	h	i	j	k	l	m
121	6	4816	7	9	11	16	2	25	48	49	36	64

n	o	p	q	r	s	t	u	v	w	x	y	z
635	72	4	70	77	81	1827	100	99	108	120	144	150

	Answer	Letter
$600 \div 100$		
$10^2$		
$2641 + 2175$		
$48\ 160 \div 10$		
$1.21 \times 100$		
$63\ 500 \div 100$		
$\frac{1}{7}$ of 63		
$0.009 \times 1000$		
$0.77 \times 100$		

$2^2$		
$0.36 \times 100$		
$121\ 000 \div 1000$		
$2175 - 1540$		
$7^2$		

$9^2$		
$11^2$		
$0.25 \times 100$		
$360 \div 10$		

	Answer	Letter
$2^2$		
$11^2$		
$7.7 \times 10$		
$770 \div 10$		
$720 \div 10$		
$18.27 \times 100$		

$4.816 \times 1000$		
$817 - 696$		
$\frac{1}{12}$ of 48		
$182.7 \times 10$		
$12\ 100 \div 100$		
$5^2$		
$6.35 \times 10^2$		

$10\ 000 - 5184$		
$4816 - 4716$		
$182.7 \times 10$		
$6^2$		
$1.21 \times 10^2$		
$9^2$		
$8.1 \times 10$		

# Pirate-Themed Mental Calculations Code Breaker

l d c g u f j a i z k l  
m b o p q r s t u v p x  
y c u t l a s s g h a j  
k l m c o p q r s t r v  
w x y z c l c d e f r h  
i j k l m a o p q r o t  
u v w x y n n b c d t f  
g s i j k k m e o p q r  
s t s v w x y z e b c d  
e f c a p t a i n r o p  
q r s t i v w x y z a b  
c d e f g l i j k l m n



_____	_____
_____	_____
_____	_____

Can I understand and respond to a text?

Read or listen to part 5 and 6 of Treasure Island.

At the end of part 6, Captain Smollett tells Silver that if he gives himself up he can be sure of a fair trial in front of a court of law. Imagine Silver is a fugitive pirate on the run and create a 'Wanted' poster for him. Add details of the crimes for which he is 'Wanted'.

**WANTED!**



Goes by the name of 'Long John Silver'.  
Wanted for:

---

---

---

---

---

# Treasure Island

## 5. Escape to the island and Ben Gunn

- Narrator: Dawn breaks over Treasure Island. But the rising sun reveals no palm trees, no white sand - no blue sea. This is no magical, tropical place. It is dank and dark with dismal woods and wizened trees. Around it a leaden, thick sea rolls blankly onto jagged rocks. This is an island of death and despair.
- Swaying on her anchor, just off Skeleton Point, is the *Hispaniola*, the skull and crossbones hanging limply from her mast. And pulling away from her in a small boat, oars grabbing at the water, are a handful of figures: Squire Trelawney, Doctor Livesey, Captain Smollett and three faithful crew-members.
- Pirate: Come back here, you swabs!
- Narrator: They're rowing for their lives - as behind them from the Pirate Ship *Hispaniola* there's the crack of muskets and the roar of cannon.
- Squire: Pull, chaps! Pull! We'll see off these scurvy knaves yet, my boys!
- Dr Livesey: Perhaps if you sat down and pulled on an oar yourself dear fellow, we might indeed have a chance.
- Squire: What? What? Eh? Someone has to look after morale, Livesey! Pull, pull!
- Smollett: Ach, any justice - the Squire'll catch one of they musket balls while he's up there...
- Squire: Nearly out of range! Well done, men!
- Dr Livesey: We were lucky to get away with our lives. Silver's a blackguard if ever I saw one.
- Hunter: Here's the glass, sir.
- Livesey: Good man, Hunter.
- Squire: No sign of Jim then, I take it?
- Dr Livesey: Not a scrap.



Treasure Island

- Hunter: Some of the pirates took a skiff and went round the headland - maybe he went with them?
- Squire: He knows what he's doing. He'll be all right, young Jim will.
- Narrator: If they could but see, as they settled back to row the last few hundred yards to the shore, they'd know that Jim is indeed all right up on the far hillside. Hiding in one of the small boats during the night, he let the pirates row him to safety, then slipped away when they weren't looking. Just as well - for with his own eyes he saw Long John Silver take a knife and slice the throat of one good sailor who wouldn't take the pirate's way. Slice the throat, wipe the blade, as if nothing had happened and then cut some bread and cheese... But now, head up, Jim's on dry land, on Treasure Island, exploring, climbing, surviving. He looks back at the men down in the boats scurrying like ants to safety in the bay.
- Jim: I'm safe. For now, anyhow...
- Narrator: And off he strides - only to stop dead in his tracks, and drop behind a rock. For there in the trees is a shape running. A bear? A man? A monkey? Cannibals? The shape disappears - and is suddenly there, behind him! A man, long beard, rags, bare feet, wild eyes, a wooden club...
- Jim: Who...who are you?
- Ben Gunn: I'm poor Ben Gunn I am. And you be the first fella I've spoken to in three years. Are you a pirate? Are ya?
- Jim: No.
- Ben: Thanks be to heaven.
- Narrator: Ben sinks to the ground and tells Jim his story. How once he sailed with Cap'n Flint and Long John Silver and the others. How he came here many years before with a great treasure hoard. And how Flint buried it - and killed every man who helped him. How he came back years later on another ship and promised the crew he'd find the treasure for them.
- Ben Gunn: But I couldn't find it. They lost heart. They sailed away. And left me here alone for punishment. Marooned, boy, marooned!
- Jim: That's terrible, Mister Gunn, terrible.





Ben Gunn: Terrible's the word. But it ain't been all bad. Fact, there's been one bright side to it -

Narrator: But before Ben Gunn can say more - there's the howl of a cannon ball and the crash as it lands. Gunn's gone in an instant - and at the same time Jim spies below him in the woods the ship's flag - the Union Jack - suddenly flying bravely! The others are alive - they've escaped from the pirates!



Can I write from a character's point of view?

From your reading today, imagine that Ben Gunn has been able to keep a diary. Write entries covering the events when he was marooned. Use the template below if you would like:

## Ben Gunn's diary


Write four entries for Ben Gunn's diary covering the time he is marooned. Plan your entries carefully so that you have something new and interesting to add for each day.



Day 1

Day...

Day...



Day...

# Pirate-Themed Mental Calculations Mosaic

Solve the calculations to reveal the hidden picture. Each answer has a special colour.

<b>Red =</b> 1000-2499	<b>Skin colour of your choice =</b> 2500-3999	<b>Blue =</b> 4000-5499	<b>Black =</b> 5500-6999	<b>Brown =</b> 7000-8499	<b>Purple =</b> 8500-9999
---------------------------	--	----------------------------	-----------------------------	-----------------------------	------------------------------

3997 + 60	4265 + 70	5488 + 60	6526 - 40	5587 - 70	7044 - 90	6071 + 80	4250 + 60	5217 + 70
5018 + 80	5444 + 90	5629 + 80	6143 - 70	6857 - 20	7033 - 80	5567 + 80	5625 + 10	4954 + 90
6146 + 80	6177 - 50	6271 - 60	6585 + 90	6927 - 60	5693 + 90	5782 + 30	5587 + 20	6748 - 40
4569 + 50	5534 - 70	2468 + 80	2956 - 70	4017 - 50	3541 + 60	2787 + 60	5413 + 20	4499 + 40
3963 + 70	2957 - 40	3016 - 50	5504 - 10	3078 + 80	5892 + 90	3520 + 40	2567 - 50	4755 + 60
4585 + 50	6971 + 50	2676 - 50	3455 - 80	3783 + 40	4037 - 90	2560 + 20	7526 + 60	4508 + 20
5206 + 20	8512 - 40	3453 + 70	2527 - 40	1999 + 60	2087 - 60	3953 + 40	7037 + 70	5408 + 90
3914 + 90	4567 + 70	6982 + 20	8501 - 50	7524 + 40	8516 - 30	8274 + 80	3990 + 20	5400 - 90
4657 + 30	8486 + 40	9945 +20	9514 - 40	8921 + 70	9254 + 60	8878 + 80	9426 - 70	5514 - 20
8498 + 70	9466 + 60	9014 - 30	8889 + 80	9998 - 90	9754 + 80	9620 - 90	9927 - 60	9694 + 90

**Extra Challenge:** Which of the following calculations is incorrect? Explain your reason.

$$4584 + 50 = 4634$$

$$8513 - 30 = 8473$$

$$4499 + 40 = 4539$$

# Pirate-Themed Mental Calculations Mosaic

Solve the calculations to reveal the hidden picture. Each answer has a special colour.

<b>Black =</b> 1000-2499	<b>Brown =</b> 2500-3999	<b>Grey =</b> 4000-5499	<b>Yellow =</b> 5500-6999	<b>Blue =</b> 7000-8499	<b>Green =</b> 8500-9999
-----------------------------	-----------------------------	----------------------------	------------------------------	----------------------------	-----------------------------

7204 + 89	6991 + 81	4526 + 69	5217 - 99	5517 - 41	8486 - 69	8539 - 91	9877 - 59	7900 - 61
7777 + 49	8526 - 61	3953 + 69	6968 + 39	4083 + 81	7278 + 99	8926 + 61	8412 + 91	9150 - 51
7826 + 69	6989 + 19	5095 + 39	7834 - 29	3993 + 79	8186 - 81	8414 - 69	2456 + 89	7412 + 81
7842 - 49	7517 + 51	8096 + 31	8278 - 39	4606 - 89	8512 - 71	6978 + 89	4012 - 71	7433 - 39
7077 + 69	8086 - 81	7522 + 71	8155 + 19	5122 + 29	7661 + 59	6994 + 49	2983 + 39	7940 - 51
7053 - 61	5486 + 69	5989 + 91	5294 + 19	4670 - 21	4525 + 19	7002 - 69	5475 + 31	7047 - 49
7007 - 81	5786 + 89	2414 + 99	3148 - 29	2991 - 49	4015 - 61	3246 + 29	5687 + 79	5621 + 41
5479 + 81	5733 + 69	3847 + 19	4001 - 59	2722 + 31	3033 + 61	2834 + 59	5555 + 81	7006 - 99
7018 - 21	5516 + 39	3456 + 21	3690 - 59	3544 - 81	4036 - 41	2544 + 61	6017 - 29	6712 - 41
5806 + 69	7044 - 49	1567 + 19	2084 - 49	2322 - 81	1568 + 61	1275 + 39	5496 + 11	7002 - 11

**Extra Challenge:** Are these statements true or false?

$$2117 + 59 > 2223 - 89$$

$$9486 + 99 < 9568 - 71$$

# Pirate-Theed Mental Calculations Mosaic

Solve the calculations to reveal the hidden picture. Each answer has a special colour.

<b>Black =</b> 0-2.0	<b>White =</b> 2.1-4.0	<b>Blue =</b> 4.1-6.0	<b>Yellow =</b> 6.1-8.0	<b>Green =</b> 8.1-10.0	<b>Red =</b> 10.1-12.0	<b>Purple =</b> 12.1-16.0
-------------------------	---------------------------	--------------------------	----------------------------	----------------------------	---------------------------	------------------------------

$1.5 + 3.2$	$9.2 - 4.4$	$12.3 - 2.1$	$16.4 - 5.1$	$20.0 - 8.8$	$3.5 + 2.1$	$6.4 - 1.8$	$7.5 - 3.2$	$14.5 - 10.1$
$2.4 + 3.1$	$17.6 - 6.2$	$11.3 + 0.5$	$3.6 + 0.2$	$1.8 + 1.9$	$9.7 + 0.8$	$7.4 - 2.8$	$5.8 - 1.4$	$3.1 + 2.4$
$6.0 - 1.1$	$3.7 + 3.9$	$5.6 + 2.2$	$7.6 - 6.2$	$4.2 - 1.6$	$5.7 + 5.2$	$4.7 + 1.2$	$2.9 + 2.9$	$7.5 - 2.8$
$4.1 + 1.5$	$10.5 - 2.8$	$4.7 + 3.3$	$8.4 - 4.6$	$3.7 - 1.1$	$6.5 + 5.1$	$5.4 - 0.9$	$2.0 + 3.7$	$6.5 - 1.4$
$9.6 - 5.2$	$9.9 - 2.2$	$1.3 + 0.5$	$19.8 - 7.9$	$18.4 - 8.2$	$12.1 - 1.3$	$14.3 - 3.2$	$3.8 + 0.9$	$8.1 - 3.7$
$10.8 - 6.3$	$2.7 + 1.4$	$1.2 + 3.9$	$11.1 + 0.8$	$12.6 - 1.7$	$14.3 - 2.6$	$10.1 + 1.8$	$1.4 + 3.7$	$2.8 + 3.2$
$2.2 + 3.3$	$1.9 + 3.5$	$4.6 + 7.2$	$3.9 + 6.8$	$17.5 - 6.8$	$6.3 + 3.7$	$12.5 - 3.4$	$16.5 - 4.6$	$2.9 + 1.1$
$4.2 + 1.4$	$1.7 + 2.5$	$14.3 - 2.5$	$2.3 + 8.4$	$5.5 + 4.2$	$11.5 - 2.7$	$10.0 - 1.4$	$8.4 + 4.2$	$8.4 - 2.8$
$6.1 - 1.2$	$8.4 - 3.7$	$9.2 + 2.5$	$5.4 + 6.5$	$7.4 + 0.9$	$6.2 + 2.1$	$7.2 + 0.9$	$16.6 - 3.4$	$9.3 + 4.4$
$18.3 - 14.1$	$1.1 + 4.7$	$8.2 + 1.9$	$9.2 + 2.1$	$2.5 + 7.2$	$6.8 + 2.3$	$10.7 - 2.5$	$20.0 - 6.2$	$14.8 + 0.9$

**Extra Challenge:** Which calculation is the odd one out? Explain your reason.

$14.8 + 0.9 = 15.7$

$9.2 - 2.5 = 6.7$

$2.3 + 6.4 = 8.7$

$12.1 - 1.3 = 10.8$

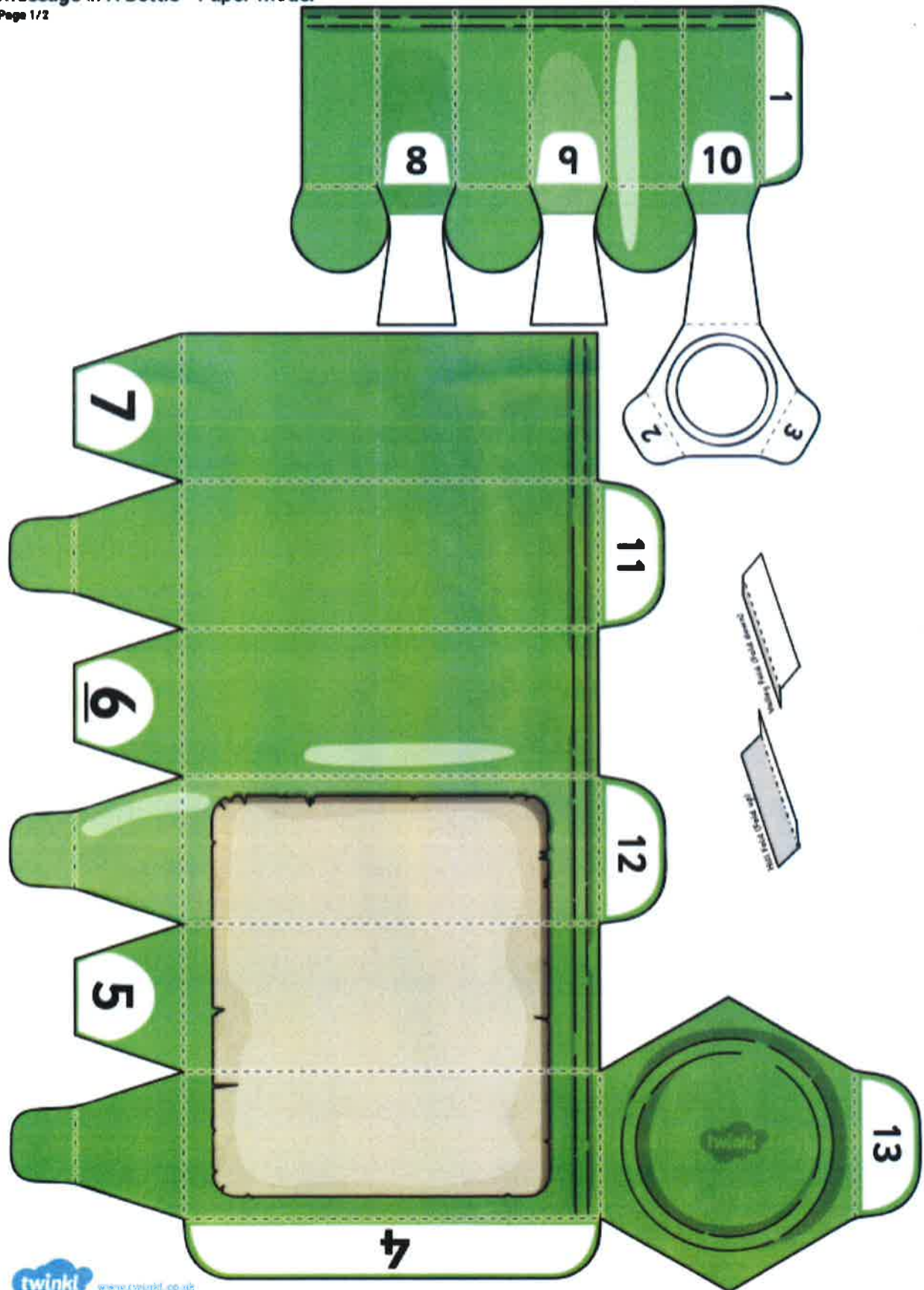


## Can I write a message about myself?

Make the model bottle if you would like. Imagine that you have been deserted on a desert island. Write a message to go in your bottle about what happened and how you got there. Write about who you are and how you would like people to remember you.

### Message In A Bottle - Paper Model

Page 1/2



MASTERS CHALLENGE $2 \times 2 =$	$24 \div 6 =$	$10 \times 9 =$
$8 \times 7 =$	$44 \div 4 =$	$8 \times 12 =$
$3 \times 3 =$	$3 \times 4 =$	$8 \times 8 =$
$5 \times 4 =$	$4 \times 4 =$	$54 \div 9 =$
$1 \times 1 =$	$5 \times 3 =$	$40 \div 8 =$
$48 \div 6 =$	$3 \times 8 =$	$6 \times 3 =$
$28 \div 4 =$	$60 \div 12 =$	$6 \times 12 =$
$3 \times 6 =$	$36 \div 3 =$	$3 \times 6 =$
$4 \times 7 =$	$4 \times 11 =$	$4 \times 12 =$
$4 \times 5 =$	$3 \times 5 =$	$9 \times 5 =$
$9 \times 7 =$	$9 \times 11 =$	$9 \times 12 =$
$42 \div 7 =$	$4 \times 8 =$	$8 \times 9 =$
$45 \div 5 =$	$12 \times 11 =$	$12 \times 12 =$
$5 \times 6 =$	$9 \div 1 =$	$10 \div 5 =$
$3 \times 7 =$	$10 \times 3 =$	$6 \times 6 =$
$2 \times 9 =$	$9 \times 9 =$	$90 \div 10 =$
$36 \div 9 =$	$8 \times 3 =$	$10 \times 10 =$
$121 \div 11$	$72 \div 9 =$	$10 \times 3 =$
$1 \times 7 =$	$66 \div 6 =$	$48 \div 4 =$
$8 \times 4 =$	$1 \times 10 =$	$54 \div 6 =$
$99 \div 9 =$	$6 \times 5 =$	$108 \div 9 =$
$5 \times 7 =$	$5 \times 11 =$	$5 \times 12 =$
$9 \times 2 =$	$2 \times 8 =$	$8 \times 10 =$
$7 \times 7 =$	$7 \times 11 =$	$7 \times 12 =$
$11 \times 7 =$	$11 \times 11 =$	$11 \times 12 =$
$6 \times 10 =$	$63 \div 7 =$	$3 \times 9 =$
$3 \times 7 =$	$3 \times 11 =$	$3 \times 12 =$
$8 \times 5 =$	$4 \times 10 =$	$18 \div 2 =$
$2 \times 11 =$	$6 \times 9 =$	$10 \times 10 =$
$8 \times 7 =$	$60 \div 5 =$	$12 \div 1 =$
$4 \times 7 =$	$84 \div 7 =$	$9 \times 7 =$
$88 \div 8 =$	$10 \times 11 =$	$72 \div 6 =$
$10 \times 7 =$	$10 \times 11 =$	$10 \times 12 =$
$3 \times 12 =$	$120 \div 12 =$	$36 \div 3 =$

## Master Master Challenge

$72 \div 8 =$	$6 \div 1 =$	$56 \div 7 =$	$18 \div 2 =$
$64 \div 8 =$	$18 \div 3 =$	$24 \div 3 =$	$40 \div 8 =$
$28 \div 7 =$	$30 \div 6 =$	$8 \div 8 =$	$56 \div 7 =$
$9 \div 9 =$	$32 \div 8 =$	$12 \div 4 =$	$24 \div 6 =$
$54 \div 9 =$	$12 \div 4 =$	$35 \div 7 =$	$12 \div 2 =$
$40 \div 8 =$	$18 \div 6 =$	$15 \div 3 =$	$9 \div 1 =$
$1 \div 1 =$	$16 \div 8 =$	$56 \div 8 =$	$35 \div 7 =$
$63 \div 9 =$	$2 \div 2 =$	$36 \div 4 =$	$42 \div 6 =$
$27 \div 9 =$	$36 \div 4 =$	$9 \div 1 =$	$15 \div 5 =$
$16 \div 2 =$	$54 \div 6 =$	$12 \div 6 =$	$6 \div 1 =$
$7 \div 1 =$	$72 \div 9 =$	$36 \div 9 =$	$9 \div 9 =$
$12 \div 3 =$	$14 \div 2 =$	$30 \div 5 =$	$24 \div 6 =$
$27 \div 3 =$	$24 \div 4 =$	$6 \div 1 =$	$45 \div 5 =$
$10 \div 2 =$	$30 \div 6 =$	$48 \div 6 =$	$8 \div 4 =$
$16 \div 4 =$	$45 \div 9 =$	$2 \div 2 =$	$7 \div 1 =$
$3 \div 3 =$	$16 \div 4 =$	$21 \div 7 =$	$9 \div 9 =$
$18 \div 3 =$	$21 \div 7 =$	$9 \div 3 =$	$30 \div 5 =$
$40 \div 5 =$	$81 \div 9 =$	$30 \div 6 =$	$32 \div 4 =$
$32 \div 4 =$	$16 \div 2 =$	$14 \div 2 =$	$12 \div 3 =$
$24 \div 4 =$	$35 \div 5 =$	$56 \div 8 =$	$63 \div 9 =$
$45 \div 5 =$	$49 \div 7 =$	$36 \div 4 =$	$24 \div 8 =$
$40 \div 5 =$	$54 \div 9 =$	$18 \div 9 =$	$25 \div 5 =$
$20 \div 4 =$	$15 \div 3 =$	$20 \div 5 =$	$32 \div 4 =$
$48 \div 6 =$	$20 \div 5 =$	$24 \div 8 =$	$36 \div 9 =$
$54 \div 6 =$	$28 \div 7 =$	$24 \div 4 =$	$48 \div 8 =$

## Investigating...



# Fizzy Pirate Coins



You will need:

baking soda



water



coins



food  
colouring



flour  
(optional)



vinegar



### Method:

1. Clean some pennies to be shiny pirate coins, to do this place them in cola or vinegar.
2. For the rocks, pour your baking soda into a bowl and add water slowly until it makes a paste. (If you want to pad out the baking soda, add some flour when you mix. As long as it's not more than half and half you should still get a good reaction).
3. Add a couple of drops of food colouring and mix well.
4. Either mould with your hands or use cake moulds to create shapes, press a coin into each.
5. Leave in the fridge overnight.
6. Use a dropper to drop vinegar onto your pirate rocks.



### The Science Bit



Why does this happen? Vinegar (an acid) and Bicarbonate of soda (an alkali), react together to neutralise each other. This reaction releases carbon dioxide gas, which causes the bubbles you see.

Which worked best at cleaning the coins? The cola or vinegar?

