

Week (13.7.20 – 17.7.20) overview – Ourselves

Hello Year 5,

This will be our final pack of Year 5 home learning. This week is about 'Ourselves' – a chance to reflect on Year 5 and to get ready for Year 6 ahead of you. As always, you don't have to do this in order, you can choose how you would like to do this and if you have other ideas, this is great too.

The Maths is little bit different – there is a separate pack to be found at the end of this document. You can break down the tasks into different days, however you like. If you prefer individual Maths tasks for each day then try the learning about "time" that we have prepared on the website here:

<https://www.st-marys-jun.hants.sch.uk/page/?title=Time+pack&pid=357> or <https://tinyurl.com/y9bc7h26> as a tiny URL.

There is no answer pack this week, the only answer sheet you need is included within this pack.

Please email us with any of your learning and things you want to share with us. We would love to hear from you.

Finally, we would like to say a massive well done to each and every one of you for working so hard at home, for trying new ideas and sticking at your learning throughout this lockdown time. We have been amazed and you should feel very proud of all of your efforts. We really enjoyed seeing you all and hearing about what you have been up to during our recent circle times. We are so proud of the Year 5s you now are, ready to be Year 6s and to coming back to school in September.

Many thanks and best wishes, The Year 5 team

<u>Day</u>	<u>Subject</u>	<u>Name of Activity</u>	<u>What are we learning?</u> <i>Description of what to do (only if needed – most of this is obvious from the sheet but look here if stuck)</i>
1	Spellings	High frequency spelling words	<u>Can I spell and understand the Year 5 / 6 spellings?</u> Use different strategies to learn the year 5 and 6 spelling words
1	Reading	The Alchemist	<u>Can I respond to text and make predictions?</u> Using the image to discuss what you see in the jars and make predictions based on a text?
1	Writing	The Alchemist	<u>Can I explore language and challenge my use of vocabulary?</u>
1	Maths	Theme Park Maths	See back of pack
1	PSHE	All About Me Emoji	<u>Can I express myself and share facts and information all about me?</u> Fill in the emoji fact sheet and then create a
2	Reading	George's Marvellous Medicine	<u>Can I respond to text and understand what I have read?</u> Read the enjoy the extract from George's Marvellous Medicine and compete a read aloud, think aloud, marking and highlighting key features of the text.
2	Writing	My Own Dream Jar	<u>Can I build descriptive vocabulary and use my imagination?</u> Designing your own dream jar and building up vocabulary for describing your dream place.
2	Maths	Theme Park Maths	
2	PSHE	I Am An Amazing person	<u>Can I discuss my thoughts and feelings about myself?</u>
3	Reading	Celebrating the NHS	<u>Can I read and respond to text?</u> Answers included within this pack

3	Writing	Personification	<u>Can I use personification in writing?</u>
3	Maths	Theme Park Maths	
3	Art	Sunglasses Summer Art	<u>Can I use contrasting colours to create pop art?</u> Look at the colour wheel to try to use contrasting colours to use in your pop art. If you would like to, you could trace around a photograph of yourself and put yourself into your pop art design.
4	Reading	Magic Box by Kit Wright	<u>Can I read and perform poetry?</u> Read through the poem called The Magic Box. Can you prepare to perform this poem to your family? Perhaps you could learn some or all of it off by heart.
4	Writing	Description of my dream jar	<u>Can I write descriptively?</u>
4	Maths	Theme Park Maths	
4	PSHE	Positivity Jar	<u>Can I find ways to feel positive about myself?</u>
5	Reading	Fri-yay reading	<u>Can I enjoy my reading?</u> Spend time enjoying your reading today. It could be a magazine, a non-fiction book or listening to an audible book on amazon audible.
5	Writing	Writing to my new Year 6 teacher	<u>Can I describe myself and introduce myself?</u> Writing a letter to your new year 6 teacher. Please email these through and we can pass them across.
5	Maths	Multiplication Skills catch up	The Master and Master Master question sheets have been included in this pack – can you do them each correctly? Can you do them in less than 5 minutes? Then use Mathletics or Education city (see below) <u>Can I practice an area of learning I am finding hard?</u> USE MATHLETICS FOR THIS – NOTHING IN THE PACK TO GO WITH THIS Use Mathletics to work on an area of learning you find challenging – fractions perhaps or converting measures – two areas that many of you find a challenge.
5	PSHE	End of Lockdown Schooling	<u>Can I think positively about returning to school in September?</u> Think a little about your thoughts about September. Talk to someone at home if you can, about these ideas. Design a poster about you.
5	Spelling	Spelling test	<u>Can I spell this week's spelling words?</u> Ask someone to test you on this week's words. Can you say the words in a sentence?

Can I spell and understand year 5 / 6 spelling words?

determined

develop

dictionary

distastrous

embarrass

environment

equip

equipped

equipment

especially

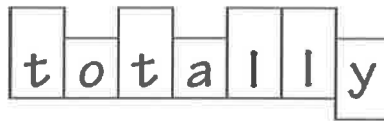
Use strategies that you enjoy to help learn and understand these words for this week:

Quickwrite:

Writing the word as many times as you can in 2 minutes.

Drawing around the word to show the shape

Draw around the words making a clear distinction in size where there are ascenders and descenders. Look carefully at the shape of the word and the letters in each box. Now try to write the word making sure that you get the same shape.



Drawing an image around the word

This strategy is all about making a word memorable. It links to meaning in order to try to make the spelling noticeable.



Look, cover, say, write and check	Day 1	Day 2	Day 3	Day 4	Day 5
determined					
develop					
dictionary					
distastrous					
embarrass					
environment					
equip					
equipped					
equipment					
especially					

Can I respond to text and make predictions?



She had resided at Raven Cliff Crag for hundreds of years, perfecting her art, honing her skills.

Her concoctions bubbled and frothed in front of her; she let out a hearty laugh. "Not long now" she muttered under her breath. Her creation was almost complete...

Use your imagination to answer these questions:

1. Who is the person in the story starter?
2. What is Raven Cliff Crag?
3. What are the skills she has been honing for hundreds of years?
4. What else must she do before her creation is complete?
5. What is she creating?
6. What will happen when she has finished?
7. Think carefully about whether the character's intentions are good or evil...

The Alchemist



Can I explore language and challenge my use of vocabulary?

Consider the picture on the next page of The Alchemist.

Find out what an alchemist is and what they do.

Write around the image with words and phrases to describe the different settings in each bottle. Use powerful adjectives and adverbs, similes and metaphors and consider using onomatopoeia and alliteration to describe what is inside each of the jars.

e.g.

Tropical,
green palm
trees



A jagged,
rocky volcano

The deep,
cold ocean

All about Me Emoji

Use the emojis to create a fact file about yourself. If you can't find the emoji you need, have a go at drawing it!

My family:

My pets:

Favourite meal:

Favourite animal:

Favourite subject at school:

Favourite season:


Favourite type of holiday:

Favourite book (can your friends guess the book's title using your emoji clues?):

Favourite TV show (can your friends guess the show using your emoji clues?):



visit [twinkl.com](https://www.twinkl.com)



Can I respond to text and understand what I have read?

Read the text on the next page and complete a read aloud, think aloud, marking and highlighting key features of the text.

Capital letters for ingredients and repetition have already been highlighted as examples. Annotate with:

- interesting verb choices, e.g. scooped
- adjectives
- similes
- nouns
- your thoughts to particular words or meanings
- clues for what the character is thinking or feeling
- reminders in the text to what you know about particular ideas already
- questions you might have.

"In the bathroom, he gazed longingly at the famous and dreaded medicine cupboard. But he didn't go near it. It was the only thing in the entire house he was forbidden to touch. He had made solemn promises to his parents about this and he wasn't going to break them. There were things in there, they had told him, that could actually kill a person, and although he was out to give Grandma a pretty fiery mouthful, he didn't really want a dead body on his hands. George put the saucepan on the floor and went to work. Number one was a bottle labelled GOLDEN GLOSS HAIR SHAMPOO. He emptied it into the pan. 'That ought to wash her tummy nice and clean,' he said.

He took a full tube of TOOTHPASTE and squeezed out the whole lot of it in one long worm. 'Maybe that will brighten up those horrid brown teeth of hers,' he said.

There was an aerosol can of SUPERFOAM SHAVING SOAP belonging to his father. George loved playing with aerosols. He pressed the button and kept his finger on it until there was nothing left. A wonderful mountain of white foam built up in the giant saucepan.

With his fingers, he scooped out the contents of a jar of VITAMIN ENRICHED FACE CREAM.

In went a small bottle of scarlet NAIL VARNISH. 'If the toothpaste doesn't clean her teeth,' George said, 'then this will paint them as red as roses.'

He found another jar of creamy stuff labelled HAIR REMOVER. SMEAR IT ON YOUR LEGS, it said, AND ALLOW TO REMAIN FOR FIVE MINUTES. George tipped it all into the saucepan.

There was a bottle with yellow stuff inside it called DISHWORTH'S FAMOUS DANDRUFF CURE. In it went

There was something called BRILLIDENT FOR CLEANING FALSE TEETH. It was a white powder. In that went, too.

He found another aerosol can, NEVERMORE PONKING DEODORANT SPRAY, GUARANTEED, it said, TO KEEP AWAY UNPLEASANT BODY SMELLS FOR A WHOLE DAY. 'She could use plenty of that,' George said as he sprayed the entire canful into the saucepan."

Capital letters used for ingredients

Repetition

"In the bathroom, he gazed longingly at the famous and dreaded medicine cupboard. But he didn't go near it. It was the only thing in the entire house he was forbidden to touch. He had made solemn promises to his parents about this and he wasn't going to break them. There were things in there, they had told him, that could actually kill a person, and although he was out to give Grandma a pretty fiery mouthful, he didn't really want a dead body on his hands. George put the saucepan on the floor and went to work. Number one was a bottle labelled GOLDEN GLOSS HAIR SHAMPOO. He emptied it into the pan. "That ought to wash her tummy nice and clean," he said.

He took a full tube of TOOTHPASTE and squeezed out the whole lot of it in one long worm. "Maybe that will brighten up those horrid brown teeth of hers," he said.

There was an aerosol can of SUPERFOAM SHAVING SOAP belonging to his father. George loved playing with aerosols. He pressed the button and kept his finger on it until there was nothing left. A wonderful mountain of white foam built up in the giant saucepan.

With his fingers, he scooped out the contents of a jar of VITAMIN ENRICHED FACE CREAM.

In went a small bottle of scarlet NAIL VARNISH. "If the toothpaste doesn't clean her teeth," George said, "then this will paint them as red as roses."

He found another jar of creamy stuff labelled HAIR REMOVER. SMEAR IT ON YOUR LEGS, it said, AND ALLOW TO REMAIN FOR FIVE MINUTES. George tipped it all into the saucepan.

There was a bottle with yellow stuff inside it called DISHWORTH'S FAMOUS DANDRUFF CURE. In it went.

There was something called BRILLIDENT FOR CLEANING FALSE TEETH. It was a white powder. In that went, too.

He found another aerosol can, NEVERMORE POKING DEODORANT SPRAY, GUARANTEED, it said, TO KEEP AWAY UNPLEASANT BODY SMELLS FOR A WHOLE DAY. "She could use plenty of that," George said as he sprayed the entire canful into the saucepan. "


Can I build descriptive vocabulary and use my imagination?

Imagine you could create your own dream jar. You could draw and even create your own world in a real jam jar.

What place would you love to be in? It can be real or imagined, crazy or realistic.

What things would you be able to see?

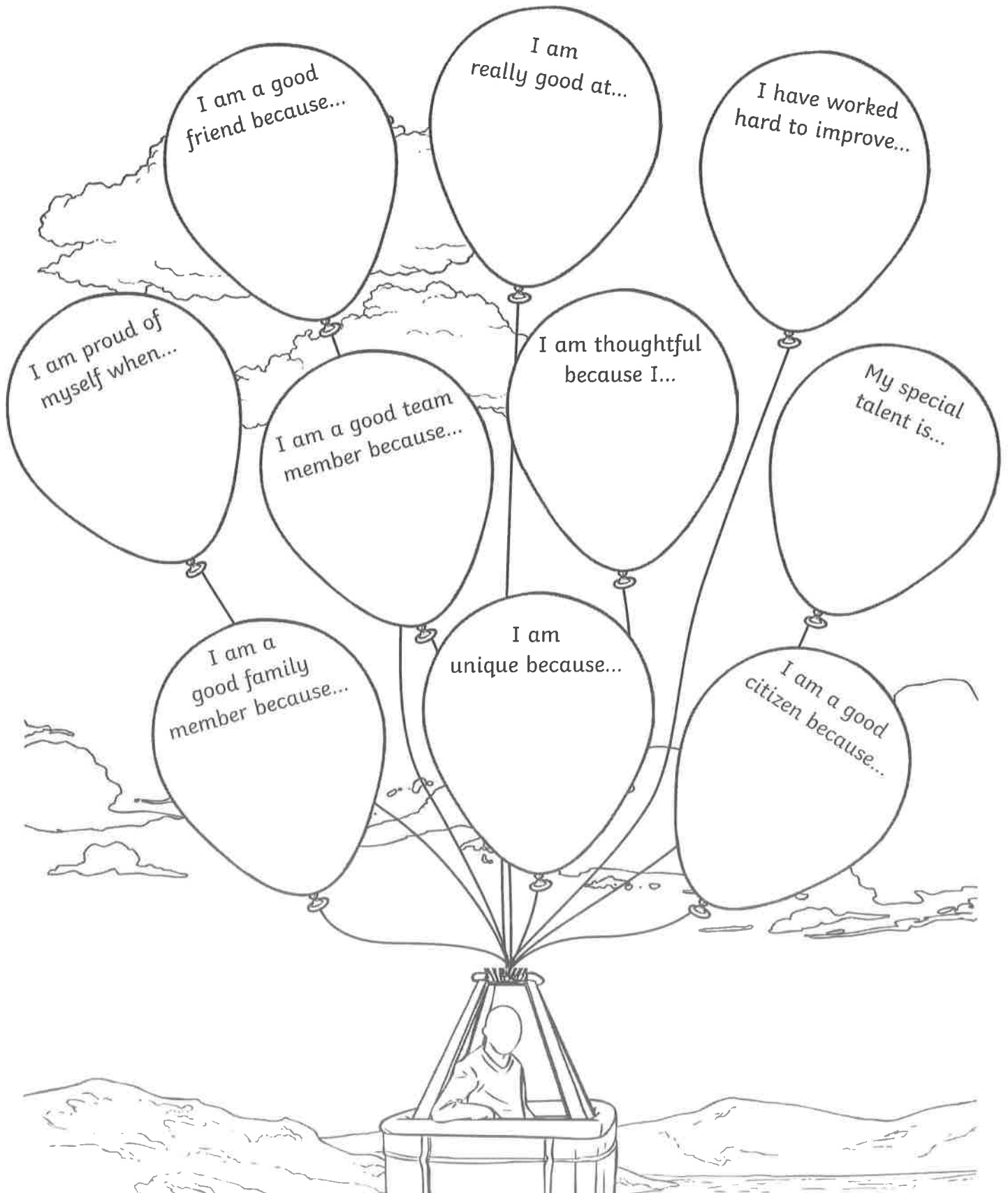
What colours would you use and sounds would you include?



Once you have created your dream place complete the table below with words to describe

I Am an Amazing Person!

Read and finish the sentences in the balloons below.



Celebrating the NHS

What Is the NHS?

The initialism NHS stands for National Health Service: a group of organisations that provide medical care for people living in the UK. Staff working for the NHS support the health and wellbeing of the population.

An estimated 1.5 million people work for the NHS including: cleaners, cooks, doctors, nurses, midwives, office staff and paramedics. Every single person's role is important for the NHS to work effectively as a health system for the country.




When Was the NHS Founded?

Before the founding of the NHS, only affluent people could afford to access hospital care or seek medical help; every visit to a healthcare professional would cost money. Therefore, many people did not have access to the medical care that they needed.

After the Second World War, Aneurin Bevan became the Minister of Health in the Labour government. He started the National Health Service on 5th July 1948. Mr Bevan wanted a system which provided medical care that was free for everyone to access within the UK.

What Makes the NHS Special?

The NHS was established to ensure that everyone could access medical help, treatment and advice regardless of their financial situation. However, it is expensive to provide medical care for a whole country and so every working adult pays taxes to the government. The Commonwealth Fund conducted a study of 11 countries and ranked each healthcare system: the NHS was ranked first for quality of care and efficiency.



Many people consider themselves lucky to have access to the NHS in the UK. While there are some countries which have government-funded healthcare, other nations operate very differently. In some parts of the world, people without insurance (or who can't afford treatment) would not be able to access medical care. There are also places where the quality of care you receive will be dependent on what you can afford.


How Did the NHS Respond to the Coronavirus Pandemic?

During the global coronavirus (COVID-19) pandemic, NHS staff were praised for their bravery and self-sacrifice. Doctors, nurses and other healthcare workers have risked their own lives to care for other people.


A total of 17 buildings around the UK were converted into hospital facilities to deal with the pandemic. Many professionals (who had left or retired from the NHS) were asked to return to help.

How Have We Been Celebrating Our NHS?

During the coronavirus pandemic, the British people showed their gratitude towards NHS staff in several ways:



Sir Captain Tom Moore became renowned across the UK when, to mark his 100th birthday, he walked 100 lengths of his garden using his walking frame. In doing so, he raised over £32m for the NHS during the coronavirus pandemic.



During what was referred to as 'lockdown', families were advised to stay home to prevent the spread of the virus. People could only leave their homes once a day for exercise and were instructed not to meet with anyone from outside their own household. Children and their families made and displayed rainbows in their homes as a way of spreading hope and thanking the NHS for their amazing work.

At 8 p.m. on Thursday evenings, a round of applause could be heard across the nation as people clapped and cheered for the NHS from their doorsteps. Some found other creative ways of making noise such as banging saucepans, beeping car horns and playing instruments. This was to show their appreciation for the key workers who were going to work to keep everyone safe.



What Might the Future Hold for the NHS?

The NHS costs the country around £153 bn every year. Over recent years, there has been a lot of debate amongst politicians as to whether or not the NHS should be privatised. Privatisation is when a service is no longer run by the government but by private companies (the rail service has been privatised). Those in favour of privatisation argue that people are now living around 13 years longer than they did when the NHS was established: the NHS is becoming more expensive to operate.



Questions

1. What was Aneurin Bevan's job title? Tick one.

- politician
 Minister for the NHS
 doctor
 Minister for Health

2. Draw **four** lines and match each word to its definition.

health insurance

pandemic

privatisation

National Health Service

When a service is no longer run by the government but by private companies.

A disease which has spread to lots of countries.

The government-funded healthcare system for people in the UK.

The money people pay to companies to cover the cost of medical care.

3. Who has the author written this text for?

4. Find and copy one word which shows that the NHS staff put the needs of others before their own.

5. Who conducted the study in which the NHS ranked the highest for quality of care?

6. How is healthcare different in the UK compared to other countries?

7. Which is the most important section in the text? Justify your choice.

8. Summarise how the NHS dealt with the coronavirus pandemic in 25 words or fewer.

9. Why do you think so many people helped Sir Captain Tom Moore to raise over £32m for NHS charities?

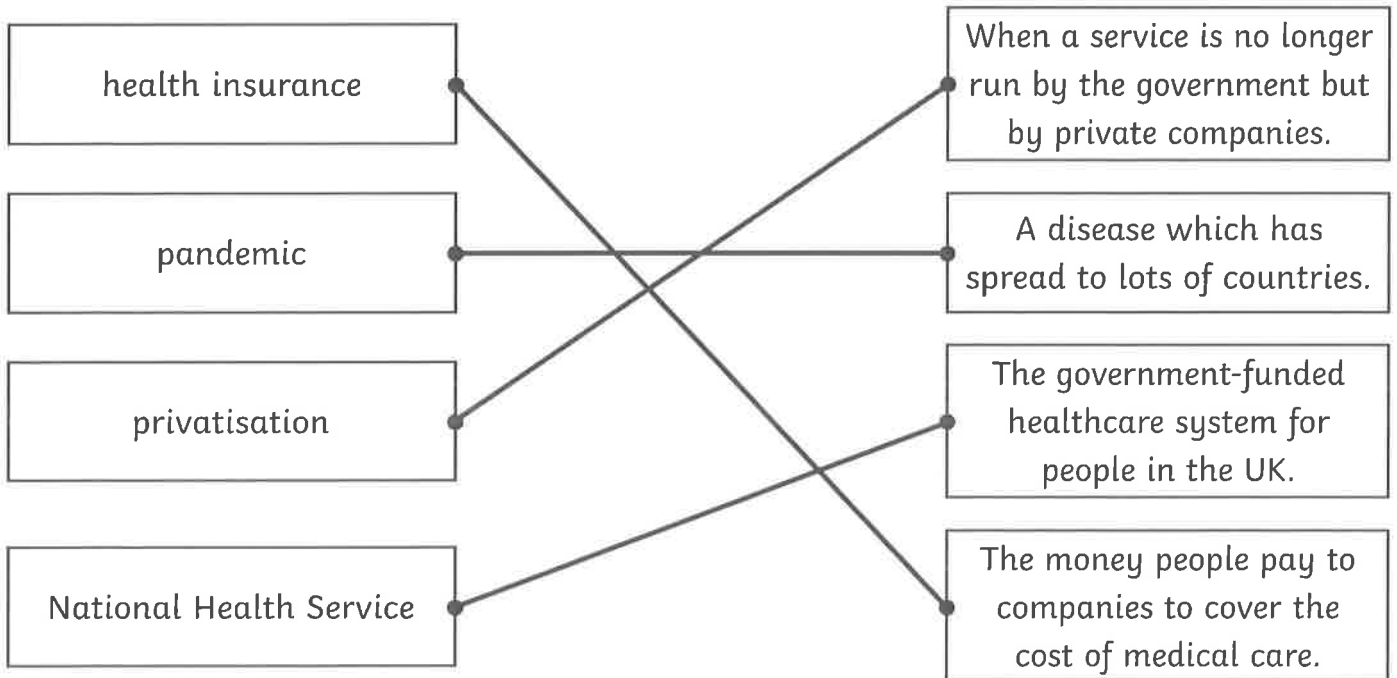
10. Explain in no more than 50 words what makes the NHS worth celebrating.

Answers

1. What was Aneurin Bevan's job title? Tick one.

- politician
- Minister for the NHS
- doctor
- Minister for Health**

2. Draw **four** lines and match each word to its definition.



3. Who has the author written this text for?

Pupils' own responses, such as: The author has written this text for people who want to learn more about the NHS and how we celebrated the NHS during the coronavirus pandemic.

4. Find and copy one word which shows that the NHS staff put the needs of others before their own.

self-sacrifice

5. Who conducted the study in which the NHS ranked the highest for quality of care?

The Commonwealth Fund conducted the study of 11 countries.

6. How is healthcare different in the UK compared to other countries?

Pupils' own responses, such as: In the UK, the NHS provides healthcare for everyone which is funded by taxes. Everyone who lives in the UK is treated fairly and can access the treatment that they need. Other countries have a different healthcare system where they might have to pay health insurance. This means that not everyone will be able to access the care that they need.

7. Which is the most important section in the text? Justify your choice.

Pupils' own responses, such as: I think that the most important section in the text is 'What Might the Future Hold for the NHS?' because it is important for us to consider what might happen to the NHS in the future.

8. Summarise how the NHS dealt with the coronavirus pandemic in 25 words or fewer.

Pupils' own responses, such as: The NHS responded quickly to the pandemic by building 17 temporary hospitals to treat people. They also encouraged retired NHS staff to return and help.

9. Why do you think so many people helped Sir Captain Tom Moore to raise over £32m for NHS charities?

Pupils' own responses, such as: I think people thought walking 100 laps at 100 years old was a brave and challenging task for Sir Captain Tom Moore to complete. People also wanted to give money to the NHS to help fight the coronavirus pandemic.

10. Explain in no more than 50 words what makes the NHS worth celebrating.

Pupils' own responses, such as: The NHS is free for anyone living in the UK to access regardless of how much money they have. It is also ranked as one of the best healthcare systems out of 11 countries. NHS staff have worked incredibly hard during the pandemic to help those who need it most.

Personification

Aim: Choose and use words and phrases that capture the reader's interest and imagination.

Definition

Personification is a figure of speech in which an object, an idea or an animal is given human qualities.

If you can imagine an object doing actions or behaving like a person, that's personification.

Activity

1. Match the object to the human quality to complete the sentence.

Object		Human quality
The candle flame		nodded in the wind.
The chocolate cake in the fridge		crept into the classroom.
The party		danced in the dark.
The wallflowers		sang a lonely song.
Along with the teacher, silence		was calling her name.
The wind		died as soon as he left.







2. Once you have matched the parts of the sentence, underline the object and underline the verb in each sentence.

3. What effect does the use of personification have on the reader?

4. Use a picture and choose a verb to create your own sentence using personification to describe the object. Use the best verb to create the image that you want to put in the reader's mind.

For example:

The summer sun hugged the meadow.

	sang		watched	
hugged			screached	
	yelled			
	smiled			swallowed

Challenge:

Can you use more than one verb to personify the objects in each sentence to create the image you want for the reader?

Use the same pictures or choose your own objects to describe.

For example:

The tiny boat danced wildly in the waves as the sails pleaded for calm.

Sunglasses Summer Art

Andy Warhol was a famous artist who created lots of artwork, including a style called Pop Art. He would reprint a photograph (often of a celebrity) lots of different times using different bright colours in each reprint.

The sun is strongest during the summer so wearing sunglasses is a great way to protect your eyes from the sun's rays.

Produce your own sunglasses Pop Art using the template below.

You will need:

- A selection of strong, bright colours in whatever you are going to use to colour. It could be paints or felt tips. Fluorescent colours work particularly well in Pop Art.
- Sunglasses template

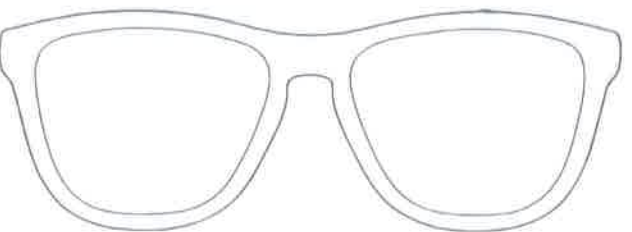

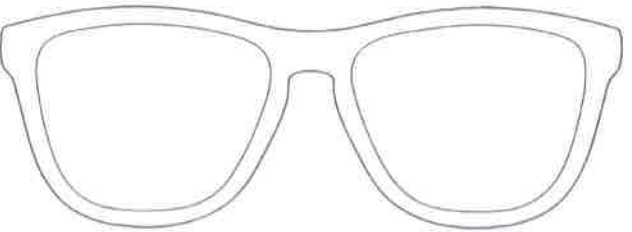
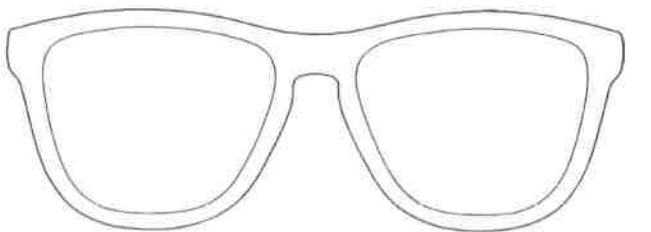
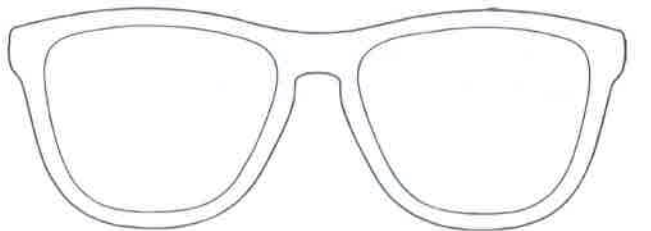

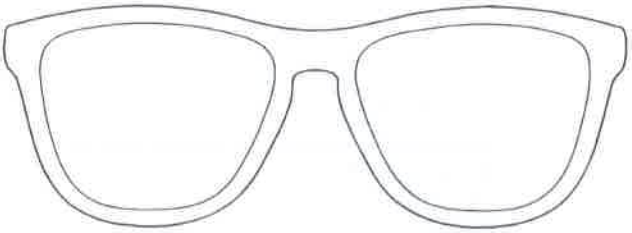
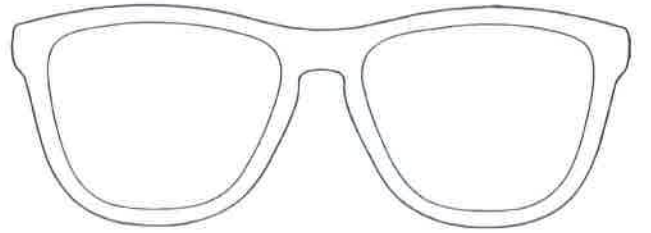

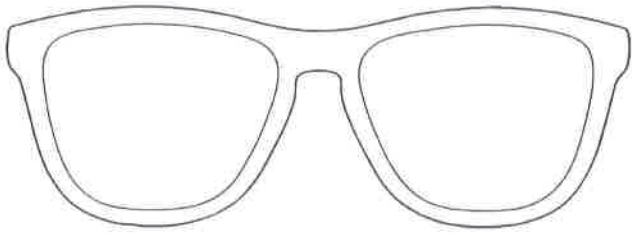


Instructions

Colour in each pair of sunglasses and the background of each section. Pop Art isn't meant to be realistic so use strong, bright colours. The lenses on each pair of sunglasses could even be different colours to each other.




Photo courtesy of unggunciti (@flickr.com) - granted under creative commons licence - attribution




The Magic Box

by Kit Wright

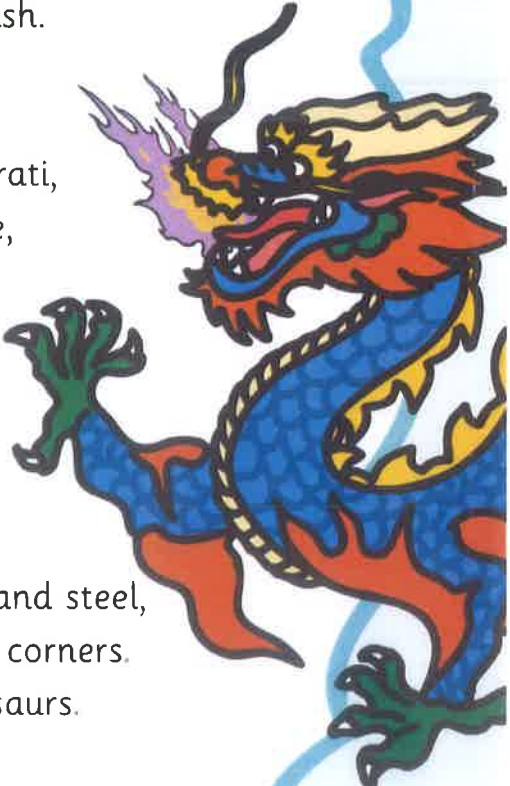


I will put in the box
the swish of a silk sari on a summer night,
fire from the nostrils of a Chinese dragon,
the tip of a tongue touching a tooth.




I will put in the box
a snowman with a rumbling belly
a sip of the bluest water from Lake Lucerne,
a leaping spark from an electric fish.

I will put into the box
three violet wishes spoken in Gujarati,
the last joke of an ancient uncle,
and the first smile of a baby.



I will put into the box
a fifth season and a black sun,
a cowboy on a broomstick
and a witch on a white horse.
My box is fashioned from ice and gold and steel,
with stars on the lid and secrets in the corners.
Its hinges are the toe joints of dinosaurs.

I shall surf in my box
on the great high-rolling breakers of the wild Atlantic,
then wash ashore on a yellow beach
the colour of the sun.



Can I write descriptively?

Over to you for some writing about your dream jar. Choose one of the following three challenges, remember to use personification that you learnt about yesterday:

- 1) Re – read the extract from George’s Marvellous Medicine. Note what he puts in the saucepan. Next, think about the things you would need to create your own dream place in a dream jar then write a set of instructions explaining how to create this dream place.
- 2) Draw and label the created dream jar. Explain, using descriptive language and prepositions, what is in your dream jar. Feel free to actually make it and photograph it!
- 3) Write a poem similar to ‘The Magic Box’ by Kit Wright from today’s reading about your dream jar.

Positivity Jar

This jar can be filled with positive words, comments or affirmations. The purpose of the jar is to use it whenever you are feeling sad and need to remember all the positive things about yourself.

A number of example slips have already been made that you can put in your jar. However, please try and think of all the positives about yourself and complete some of the blank slips provided.

You can use a jam jar, a coffee jar or a large glass storage jar. Feel free to decorate the jar however you wish. You could wrap the jar in paper, use paints or add accessories to it, such as ribbon, stickers and pom-poms.

The jar needs to be personal to you and make you feel happy when you look at it. Take your time decorating your jar and then decide what slips you are going to put in it.

The adult you are with may have some positive slips that they want to complete about you as well. These can all be added to your jar.

Once you have completed your jar, try to look at it every day for a few minutes and remember how special and positive you are as a person.

You could even give a jar to a special person. The jar could contain all the positive, special qualities that you love about them. Just reading the positive comments will help them to feel more positive.



Can I describe myself and introduce myself?

Letter to My New Teacher 2020

This is a new and unusual time for everyone. You may not get the chance to meet your new teacher before you go back to school but teachers love to receive letters from you.

Write a letter here to your new teacher. You might not know who they are or will be but you can use this letter to tell them more about you and what you did during the spring and summer of 2020.



To my new teacher,

Introduce yourself.

What are your interests, hobbies, favourites, any fun facts about yourself?

What did you enjoy during the school closure?

What did you learn while the schools were closed?


Anything you didn't enjoy or wish you had learnt?

What wishes would you make for next year?

Anything else you want to say?

From _____

Use this space to illustrate your letter:



MASTERS CHALLENGE $2 \times 2 =$	$24 \div 6 =$	$10 \times 9 =$
$8 \times 7 =$	$44 \div 4 =$	$8 \times 12 =$
$3 \times 3 =$	$3 \times 4 =$	$8 \times 8 =$
$5 \times 4 =$	$4 \times 4 =$	$54 \div 9 =$
$1 \times 1 =$	$5 \times 3 =$	$40 \div 8 =$
$48 \div 6 =$	$3 \times 8 =$	$6 \times 3 =$
$28 \div 4 =$	$60 \div 12 =$	$6 \times 12 =$
$3 \times 6 =$	$36 \div 3 =$	$3 \times 6 =$
$4 \times 7 =$	$4 \times 11 =$	$4 \times 12 =$
$4 \times 5 =$	$3 \times 5 =$	$9 \times 5 =$
$9 \times 7 =$	$9 \times 11 =$	$9 \times 12 =$
$42 \div 7 =$	$4 \times 8 =$	$8 \times 9 =$
$45 \div 5 =$	$12 \times 11 =$	$12 \times 12 =$
$5 \times 6 =$	$9 \div 1 =$	$10 \div 5 =$
$3 \times 7 =$	$10 \times 3 =$	$6 \times 6 =$
$2 \times 9 =$	$9 \times 9 =$	$90 \div 10 =$
$36 \div 9 =$	$8 \times 3 =$	$10 \times 10 =$
$121 \div 11$	$72 \div 9 =$	$10 \times 3 =$
$1 \times 7 =$	$66 \div 6 =$	$48 \div 4 =$
$8 \times 4 =$	$1 \times 10 =$	$54 \div 6 =$
$99 \div 9 =$	$6 \times 5 =$	$108 \div 9 =$
$5 \times 7 =$	$5 \times 11 =$	$5 \times 12 =$
$9 \times 2 =$	$2 \times 8 =$	$8 \times 10 =$
$7 \times 7 =$	$7 \times 11 =$	$7 \times 12 =$
$11 \times 7 =$	$11 \times 11 =$	$11 \times 12 =$
$6 \times 10 =$	$63 \div 7 =$	$3 \times 9 =$
$3 \times 7 =$	$3 \times 11 =$	$3 \times 12 =$
$8 \times 5 =$	$4 \times 10 =$	$18 \div 2 =$
$2 \times 11 =$	$6 \times 9 =$	$10 \times 10 =$
$8 \times 7 =$	$60 \div 5 =$	$12 \div 1 =$
$4 \times 7 =$	$84 \div 7 =$	$9 \times 7 =$
$88 \div 8 =$	$10 \times 11 =$	$72 \div 6 =$
$10 \times 7 =$	$10 \times 11 =$	$10 \times 12 =$
$3 \times 12 =$	$120 \div 12 =$	$36 \div 3 =$

Master Master Challenge

$72 \div 8 =$	$6 \div 1 =$	$56 \div 7 =$	$18 \div 2 =$
$64 \div 8 =$	$18 \div 3 =$	$24 \div 3 =$	$40 \div 8 =$
$28 \div 7 =$	$30 \div 6 =$	$8 \div 8 =$	$56 \div 7 =$
$9 \div 9 =$	$32 \div 8 =$	$12 \div 4 =$	$24 \div 6 =$
$54 \div 9 =$	$12 \div 4 =$	$35 \div 7 =$	$12 \div 2 =$
$40 \div 8 =$	$18 \div 6 =$	$15 \div 3 =$	$9 \div 1 =$
$1 \div 1 =$	$16 \div 8 =$	$56 \div 8 =$	$35 \div 7 =$
$63 \div 9 =$	$2 \div 2 =$	$36 \div 4 =$	$42 \div 6 =$
$27 \div 9 =$	$36 \div 4 =$	$9 \div 1 =$	$15 \div 5 =$
$16 \div 2 =$	$54 \div 6 =$	$12 \div 6 =$	$6 \div 1 =$
$7 \div 1 =$	$72 \div 9 =$	$36 \div 9 =$	$9 \div 9 =$
$12 \div 3 =$	$14 \div 2 =$	$30 \div 5 =$	$24 \div 6 =$
$27 \div 3 =$	$24 \div 4 =$	$6 \div 1 =$	$45 \div 5 =$
$10 \div 2 =$	$30 \div 6 =$	$48 \div 6 =$	$8 \div 4 =$
$16 \div 4 =$	$45 \div 9 =$	$2 \div 2 =$	$7 \div 1 =$
$3 \div 3 =$	$16 \div 4 =$	$21 \div 7 =$	$9 \div 9 =$
$18 \div 3 =$	$21 \div 7 =$	$9 \div 3 =$	$30 \div 5 =$
$40 \div 5 =$	$81 \div 9 =$	$30 \div 6 =$	$32 \div 4 =$
$32 \div 4 =$	$16 \div 2 =$	$14 \div 2 =$	$12 \div 3 =$
$24 \div 4 =$	$35 \div 5 =$	$56 \div 8 =$	$63 \div 9 =$
$45 \div 5 =$	$49 \div 7 =$	$36 \div 4 =$	$24 \div 8 =$
$40 \div 5 =$	$54 \div 9 =$	$18 \div 9 =$	$25 \div 5 =$
$20 \div 4 =$	$15 \div 3 =$	$20 \div 5 =$	$32 \div 4 =$
$48 \div 6 =$	$20 \div 5 =$	$24 \div 8 =$	$36 \div 9 =$
$54 \div 6 =$	$28 \div 7 =$	$24 \div 4 =$	$48 \div 8 =$


End of Lockdown Schooling:

Create a poster that shows what you are like and how you are feeling at this point of your life. Using the ideas above, create a poster all about you. Include some of your worries and dreams. You could cut out pictures from magazines or photographs to show what you like or don't like.

The Top Five Things I'm Looking Forward to Most About Returning to School



My Top Five Worries about Returning to School



Theme Park Maths



Welcome to Theme Park Maths, a unique investigation which sees you plan, build and operate a theme park. Your decisions throughout the investigation will be crucial as to whether you make a profit or a loss.

Good luck!

Name _____

Class _____

Theme Park Maths

The scenario

A plot of land has become available and you have decided to build a brand new theme park.


You have managed to secure a £500 000 loan from the bank

During this activity you will have a range of tasks to complete, from building your theme park, to working out how much it costs to run and most importantly working out how much profit you can make

Task 1

Your first task is to plan your park. The piece of square paper you will receive will be your park. You must carefully decide what kind of rides you are going to have. You also need to think about the other facilities visitors will need when they come to your theme park. For example, toilets, cafes, shops and paths will all be available for purchase.

Many theme parks have different areas that are 'themed'. Therefore you might like to have an African area, a wild west American area or a Space area. Think carefully about what you would like to include in yours and make your park the best in the UK.



Task 1 - Setting up your theme park.

Your spending limit is £500 000. Design and draw your theme park on the squared paper. You must not go over your spending limit and you must have car parks, toilets, paths to connect all the items, cafes and shops for your visitors. It is not about just having rides. You will need to please all of your visitors

Each attraction comes under a different category. Each category varies in price. Choose carefully from the prices and information page, making sure you have something which appeals to everyone.

Follow the key below when colouring in the plan of your park.

Theme Park Key

Category 1 Rides: Red
Category 2 Rides: Yellow
Category 3 Facilities: Purple
Bins: Orange
Toilets: Pink
Trees: Green
Lakes: Blue
Picnic Benches: Brown
Paths and Car Park: Grey

Prices


Category 1 Attractions - £50 000 each. These attractions take up 12cm²



A rollercoaster



A water ride



A ferris wheel

Category 2 Attractions - £25 000 each. These attractions take up 6cm²



A bouncy castle



Dodgems



A Fun House



A haunted house



Merry-go-round



A Pirate Ship



Spinning Ride



Circus Tent



Train

Category 3 Attractions - £8 000 each. These attractions take up 4cm²



A Cafe



A Shop



Ice Cream



First Aid Centre

Other facilities and attractions - These items are individually price



Path - £200 per 5cm length



Tree - £200 per square
(1 square per tree)




Lake - £1 000 per square



Toilets - £1 000.
4cm² per block of toilets



Rubbish Bin - £50
1cm² per bin



Car Park - £500 per square.
Each square will take 100



Picnic Benches - £100 per
bench

Task 2: Running your theme park

To run your theme park the following costs will apply to each item that you have every day. How much will it cost to run your theme park for one day?

Costs				
Item	Staff Costs	Electricity, Maintenance and Repairs	Number in park	Total Costs per day
Category 1 Ride (per ride)	£40 a day	£50 a day		
Category 2 Ride (per ride)	£30 a day	£30 a day		
Category 3 Facility (per facility)	£20 a day	£20 a day		
Toilets (for all toilets)	£5 a day	£5 a day	NA	
Bins (for all bins)	£31.50 a week	£5.25 a week	NA	
Trees (for all trees)	£91.25 a year	None	NA	
		Totals		

Complete the table above.

How much does it cost to open your park for one day? _____

Extension Activity

What about one week? _____

One year? _____

Task 3 - Entry Fee

How much does it cost to open your park each day? _____ (figure from task 2)

How many visitors do you think you will have each day? (remember it's a brand new park and not many people know about it yet!)

Make an estimate: _____

Give your plan to a partner, you must not tell them anything about your park. They must use the criteria below to decide your entry fee.

Price Category 1 - £20 per person.

- Four or more category 1 rides
- 10 or more rides in total
- 6+ category 3 facilities
- A first aid centre
- A well set out park with carefully placed bins, benches, toilets and paths.

Price Category 2 - £15 per person.

- Two or more category 1 rides
- 7 or more rides in total
- 4 or more category 3 facilities
- A first aid centre
- Some consideration to where bins, toilets, benches and paths are placed.

Price Category 3 - £10 per person

- One or more category 1 rides.
- 5 or more rides in total.
- 2 or more category 3 facilities.
- Some errors in where bins, toilets, benches and paths are placed which may lead to unhappy customers.

Price Category 4 - £5 per person

- At least 3 rides
- At least 1 category 3 facility.
- Some errors in where bins, toilets and paths are placed which may lead to unhappy customers.

Decide on the entry price and enter it here £ _____

Task 4 - How much do you make on the entry fee?

Calculate how much you make each day based on the entry fee you set on the previous page.

Day	Number of visitors	Income	Day	Number of visitors	Income
1	50		16	89	
2	75		17	104	
3	66		18	130	
4	49		19	209	
5	61		20	143	
6	67		21	99	
7	102		22	111	
8	110		23	206	
9	87		24	350	
10	21		25	300	
11	24		26	278	
12	67		27	453	
13	66		28	294	
14	98		29	367	
15	109		30	359	

Task 5 - Profit and Loss

Each visitor to your theme park will spend;

- £4 at each café you have
- £3 at each shop you have
- £1 at every ice cream stand you have

Work out your total profit from the admission price (gate), cafes and shops. Now take away your total costs that you have already worked out and find your profit or loss for each day.

Day	Number of visitors	Income				Total (a)	Total Costs (b) <i>(Task 2)</i>	Profit (a-b)
		Admission <i>(Task 4)</i>	Café	Shop	Ice Cream			
1	50							
2	75							
3	66							
4	49							
5	61							
6	67							
7	102							
8	110							
9	87							
10	21							
11	24							
12	67							
13	66							

14	98							
15	109							
16	89							
17	104							
18	130							
19	209							
20	143							
21	99							
22	111							
23	206							
24	350							
25	300							
26	278							
27	453							
28	294							
29	367							
30	359							
							Total	

What profit or loss have you made in the first month of opening your theme park?

Task 6 – Finding your Annual Profit

Your monthly profit increases by 10% each month for next 5 months. Calculate your profit for the rest of the year that your park is open for.

Month 1 Profit _____

Month 2 Profit _____

Month 3 Profit _____

Month 4 Profit _____

Month 5 Profit _____

Month 6 Profit _____

First Year Profit _____

Money left over after building your theme park _____ (*figure from task 1*)

Total in the bank at the end of the first year _____

Task 7 - Making improvements

It is the end of your first season you have _____ in the bank. You can now invest 40% of these profits to try and improve your park.

I can spend _____ on improving my park.

Improvements can be done in two ways.

1) Clearing land.

- £10 000 per square to clear land where there is a category 1 or 2 attraction/facility
- £5 000 per square to clear land where there is a category 3 facility
- £1 000 per square to clear a toilet, path, car park, lake or tree.

OR

Buying extra land

- £5 000 per new square.

2) Advertising

You can advertise in three different ways but you can only choose one.

Leaflet

These will cost you £50 000. However you will increase your attendance by 10% a day

Radio

This will cost you £100 000. However you will increase your attendance by 20% a day

TV

This will cost you £250 000. However you will increase your attendance by 30% a day

Decide what improvements you wish to make and record them clearly showing what you have spent and what you have left. Remember you can only spend 40% of what you have in the bank.

I have spent _____ on improvements.

How much do you now have in the bank altogether? _____

Making it even better...

You can now add new features to your park using 1/3 of the money you have left in the bank. (figure above) There are a number of new rides and facilities which have become available. You can add these to your park if you have the space and money to do so. You can also add in the features that were on the original list

Remember to keep clear records of how much money you are spending and most importantly how much money you have in the bank. You will need to update the plan of your park. If you have bought extra land you may need to stick squares onto your paper.